

B S R & Co. LLP

Chartered Accountants

Building No. 10, 12th Floor, Tower-C,
DLF Cyber City, Phase - II,
Gurugram - 122 002, India
Tel: +91 124 719 1000
Fax: +91 124 235 8613

Independent Auditor's Report

To the Members of SAMHI JV Business Hotels Private Limited

Report on the Audit of the Financial Statements

Opinion

We have audited the financial statements of SAMHI JV Business Hotels Private Limited (the "Company") which comprise the balance sheet as at 31 March 2023, and the statement of profit and loss (including other comprehensive income), statement of changes in equity and statement of cash flows for the year then ended, and notes to the financial statements, including a summary of significant accounting policies and other explanatory information.

In our opinion and to the best of our information and according to the explanations given to us, the aforesaid financial statements give the information required by the Companies Act, 2013 ("Act") in the manner so required and give a true and fair view in conformity with the accounting principles generally accepted in India, of the state of affairs of the Company as at 31 March 2023, and its loss and other comprehensive income, changes in equity and its cash flows for the year ended on that date.

Basis for Opinion

We conducted our audit in accordance with the Standards on Auditing (SAs) specified under Section 143(10) of the Act. Our responsibilities under those SAs are further described in the *Auditor's Responsibilities for the Audit of the Financial Statements* section of our report. We are independent of the Company in accordance with the Code of Ethics issued by the Institute of Chartered Accountants of India together with the ethical requirements that are relevant to our audit of the financial statements under the provisions of the Act and the Rules thereunder, and we have fulfilled our other ethical responsibilities in accordance with these requirements and the Code of Ethics. We believe that the audit evidence we have obtained is sufficient and appropriate to provide a basis for our opinion on the financial statements.

Key Audit Matters

Key audit matters are those matters that, in our professional judgment, were of most significance in our audit of the financial statements of the current period. These matters were addressed in the context of our audit of the financial statements as a whole, and in forming our opinion thereon, and we do not provide a separate opinion on these matters.

Going concern	
See Note 41 to the financial statements	
The key audit matter	How the matter was addressed in our audit
The financial statements of the Company have been prepared on a going concern basis.	Our audit procedures included:

Registered Office:

B S R & Co. (a partnership firm with Registration No. BA61223) converted into B S R & Co. LLP (a Limited Liability Partnership with LLP Registration No. AAB-8181) with effect from October 14, 2013

14th Floor, Central B Wing and North C Wing, Neeco IT Park 4, Neeco Center, Western Express Highway, Goregaon (East), Mumbai - 400063

Independent Auditor's Report (Continued)

SAMHI JV Business Hotels Private Limited

<p>The Company has a negative net worth of INR 558.64 million and has incurred a net loss of INR 893.15 million during the year ended 31 March 2023. As at 31 March 2023, the Company's current liabilities exceed its current assets by INR 575.82 million. Further, the Company has contractual cash outflows of INR 770.63 million (excluding future contractual interest payments) due within 12 month of the balance sheet date.</p> <p>The Company has prepared budgets / cash flow forecasts, which involve judgements and estimation around the sources of funds to meet the financial obligations and cash flow requirements.</p> <p>Based on the projected future cash flows, the Company expects to meet its future cash flow requirements from:</p> <ul style="list-style-type: none"> • Expected increase in cash flow from operations. • Availability of unrestricted cash and bank balances and undrawn credit facilities. • Financial and operational support by SAMHI Hotels Limited (Holding Company). <p>In view of the above, the management and the Board of Directors believe that the Company will be able to meet all its contractual obligations and liabilities as and when they fall due in near future.</p> <p>Considering the subjectivity involved in the assessment performed by the management and board of directors of the Company, we have identified the assessment of going concern assumption as a key audit matter.</p>	<ul style="list-style-type: none"> • Enquires with the management and those charged with governance regarding the Company's ability to meet their obligations for the next 12 months. • Assessed the appropriateness and reasonableness of the cash flow forecasts for the next 12 months. • Compared the forecasted statement of profit and loss and cash flows with the Company's business plans approved by the board of directors of the Holding Company. • Evaluated the reasonableness of the assumptions used in the cash flow forecasts which includes occupancy rate, average room rate etc. To consider forecasting risk we also performed sensitivity analysis over these assumptions. • Assessed the reliability of cash flow forecasts through a retrospective review of actual performance in comparison to budgets. • Assessed the adequacy of disclosures in the financial statements relating to uncertainties and mitigation thereof.
---	---

Impairment assessment of Property Plant and Equipment	
See Note 47 to the financial statements	
The key audit matter	How the matter was addressed in our audit
As at 31 March 2023, the carrying value of Property Plant and Equipment amounts to INR	<p>Our audit procedures included:</p> <ul style="list-style-type: none"> • Obtained an understanding of the Company's

Independent Auditor's Report (Continued)

SAMHI JV Business Hotels Private Limited

<p>2,249.98 million.</p> <p>The Company periodically assesses whether there is any indication that such Property Plant and Equipment at cash generating unit (CGU) level may be impaired. If any such indication exists, the Company estimates the recoverable amount of these assets and if the recoverable amount is less than its carrying amount, the carrying amount is reduced to its recoverable amount. That reduction is recorded as impairment loss.</p> <p>To assess the recoverability of the CGU, management is required to make significant estimates and assumptions related to forecast of future revenue, operating margins, exit multiple and selection of the discount rates. The Company used the discounted cash flow approach to determine the recoverable value of the CGU. These assumptions are of particular importance due to the extent of judgment involved, thus changes in these assumptions could have a significant impact on the recoverable value of the CGU.</p> <p>Considering the inherent uncertainty, complexity and judgement involved, impairment assessment of the above-mentioned assets has been considered as a key audit matter.</p>	<p>process for projecting the future cash flows for determining the recoverable amount of CGU.</p> <ul style="list-style-type: none"> • Tested the appropriateness of management's basis to identify relevant CGUs for which impairment testing is performed. • Tested the design, implementation and operating effectiveness of key controls over the impairment assessment process. • Evaluated the key market related assumptions such as discount rate and exit multiple. • Assessed the reliability of cash flow forecasts through a retrospective review of actual performance in comparison to budgets. • Evaluated the reasonableness of the assumptions used in the cash flow forecasts which includes occupancy rate, average room rate. To consider forecasting risk we also performed sensitivity analysis over these assumptions. • Assessed the appropriateness of the disclosures made in the financial statements.
---	--

Revenue recognition	
See Note 2.11 to the financial statements	
The key audit matter	How the matter was addressed in our audit
<p>The Company is principally engaged as a hotel owner. Its revenue comprises hotel revenue (including room revenue, food and beverage revenue and recreation and other services revenue).</p> <p>The accounting policies for different revenue streams are set out in Note 2.11 to the financial statements.</p> <p>Revenue is a key performance indicator of the</p>	<p>Our audit procedures included:</p> <ul style="list-style-type: none"> • Tested the Company's revenue recognition accounting policies and its compliance with the relevant accounting standard. • Tested design, implementation and operating effectiveness of the key controls over the revenue recognition process. • Performed substantive testing (including year-end cut off testing) by selecting samples of revenue transactions recorded during the year.

PN

Independent Auditor's Report (Continued)

SAMHI JV Business Hotels Private Limited

<p>Company and there is risk of overstatement of revenue due to fraud resulting from pressure to achieve targets and earnings expectations.</p> <p>Considering the above, we have identified revenue recognition as a key audit matter.</p>	<p>For such samples, verified the underlying documents such as invoices, receipts etc.</p> <ul style="list-style-type: none">• Tested the adequacy of disclosures relating to the revenue recognition in the financial statements.
---	--

Other Information

The Company's Management and Board of Directors are responsible for the other information. The other information comprises the information included in the Company's directors' report, but does not include the financial statements and auditor's report thereon.

Our opinion on the financial statements does not cover the other information and we do not express any form of assurance conclusion thereon.

In connection with our audit of the financial statements, our responsibility is to read the other information and, in doing so, consider whether the other information is materially inconsistent with the financial statements or our knowledge obtained in the audit or otherwise appears to be materially misstated. If, based on the work we have performed, we conclude that there is a material misstatement of this other information, we are required to report that fact. We have nothing to report in this regard.

Management's and Board of Directors' Responsibilities for the Financial Statements

The Company's Management and Board of Directors are responsible for the matters stated in Section 134(5) of the Act with respect to the preparation of these financial statements that give a true and fair view of the state of affairs, profit/ loss and other comprehensive income, changes in equity and cash flows of the Company in accordance with the accounting principles generally accepted in India, including the Indian Accounting Standards (Ind AS) specified under Section 133 of the Act. This responsibility also includes maintenance of adequate accounting records in accordance with the provisions of the Act for safeguarding of the assets of the Company and for preventing and detecting frauds and other irregularities; selection and application of appropriate accounting policies; making judgments and estimates that are reasonable and prudent; and design, implementation and maintenance of adequate internal financial controls, that were operating effectively for ensuring the accuracy and completeness of the accounting records, relevant to the preparation and presentation of the financial statements that give a true and fair view and are free from material misstatement, whether due to fraud or error.

In preparing the financial statements, the Management and Board of Directors are responsible for assessing the Company's ability to continue as a going concern, disclosing, as applicable, matters related to going concern and using the going concern basis of accounting unless the Board of Directors either intends to liquidate the Company or to cease operations, or has no realistic alternative but to do so.

The Board of Directors is also responsible for overseeing the Company's financial reporting process.

Auditor's Responsibilities for the Audit of the Financial Statements

Our objectives are to obtain reasonable assurance about whether the financial statements as a whole are free from material misstatement, whether due to fraud or error, and to issue an auditor's report that includes our opinion. Reasonable assurance is a high level of assurance, but is not a guarantee that an audit conducted in accordance with SAs will always detect a material misstatement when it exists. Misstatements can arise from fraud or error and are considered material if, individually or in the aggregate, they could reasonably be expected to influence the economic decisions of users taken on the basis of these financial statements.

As part of an audit in accordance with SAs, we exercise professional judgment and maintain professional skepticism throughout the audit. We also:

Independent Auditor's Report (Continued)

SAMHI JV Business Hotels Private Limited

- Identify and assess the risks of material misstatement of the financial statements, whether due to fraud or error, design and perform audit procedures responsive to those risks, and obtain audit evidence that is sufficient and appropriate to provide a basis for our opinion. The risk of not detecting a material misstatement resulting from fraud is higher than for one resulting from error, as fraud may involve collusion, forgery, intentional omissions, misrepresentations, or the override of internal control.
- Obtain an understanding of internal control relevant to the audit in order to design audit procedures that are appropriate in the circumstances. Under Section 143(3)(i) of the Act, we are also responsible for expressing our opinion on whether the company has adequate internal financial controls with reference to financial statements in place and the operating effectiveness of such controls.
- Evaluate the appropriateness of accounting policies used and the reasonableness of accounting estimates and related disclosures made by the Management and Board of Directors.
- Conclude on the appropriateness of the Management and Board of Directors use of the going concern basis of accounting in preparation of financial statements and, based on the audit evidence obtained, whether a material uncertainty exists related to events or conditions that may cast significant doubt on the Company's ability to continue as a going concern. If we conclude that a material uncertainty exists, we are required to draw attention in our auditor's report to the related disclosures in the financial statements or, if such disclosures are inadequate, to modify our opinion. Our conclusions are based on the audit evidence obtained up to the date of our auditor's report. However, future events or conditions may cause the Company to cease to continue as a going concern.
- Evaluate the overall presentation, structure and content of the financial statements, including the disclosures, and whether the financial statements represent the underlying transactions and events in a manner that achieves fair presentation.

We communicate with those charged with governance regarding, among other matters, the planned scope and timing of the audit and significant audit findings, including any significant deficiencies in internal control that we identify during our audit.

We also provide those charged with governance with a statement that we have complied with relevant ethical requirements regarding independence, and to communicate with them all relationships and other matters that may reasonably be thought to bear on our independence, and where applicable, related safeguards.

From the matters communicated with those charged with governance, we determine those matters that were of most significance in the audit of the financial statements of the current period and are therefore the key audit matters. We describe these matters in our auditor's report unless law or regulation precludes public disclosure about the matter or when, in extremely rare circumstances, we determine that a matter should not be communicated in our report because the adverse consequences of doing so would reasonably be expected to outweigh the public interest benefits of such communication.

Report on Other Legal and Regulatory Requirements

1. As required by the Companies (Auditor's Report) Order, 2020 ("the Order") issued by the Central Government of India in terms of Section 143(11) of the Act, we give in the "Annexure A" a statement on the matters specified in paragraphs 3 and 4 of the Order, to the extent applicable.
- 2 A. As required by Section 143(3) of the Act, we report that:
 - a. We have sought and obtained all the information and explanations which to the best of our knowledge and belief were necessary for the purposes of our audit.
 - b. In our opinion, proper books of account as required by law have been kept by the Company so far as it appears from our examination of those books, except that the back-up of certain softwares / applications which form part of the 'books of account and other relevant books and papers in electronic mode' has not been kept on the servers physically located in India. Further, in respect of certain softwares / applications, we are unable to comment on whether the back-up of the books of account and other relevant books and papers in electronic mode has been kept on

FW

Independent Auditor's Report (Continued)

SAMHI JV Business Hotels Private Limited

servers physically located in India on a daily basis due to lack of availability of sufficient information/ evidence.

- c. The balance sheet, the statement of profit and loss (including other comprehensive income), the statement of changes in equity and the statement of cash flows dealt with by this Report are in agreement with the books of account.
 - d. In our opinion, the aforesaid financial statements comply with the Ind AS specified under Section 133 of the Act.
 - e. The matter described in the Basis for Qualified Opinion paragraph in "Annexure B" with respect to adequacy and operating effectiveness of the internal financial controls with reference to financial statements of the Company, in our opinion, may have an adverse effect on the functioning of the Company.
 - f. On the basis of the written representations received from the directors as on 18 April 2023 taken on record by the Board of Directors, none of the directors is disqualified as on 31 March 2023 from being appointed as a director in terms of Section 164(2) of the Act.
 - g. The qualification relating to the maintenance of accounts and other matters connected therewith are as stated in the paragraph 2A.b. above.
 - h. With respect to the adequacy of the internal financial controls with reference to financial statements of the Company and the operating effectiveness of such controls, refer to our separate Report in "Annexure B".
- B. With respect to the other matters to be included in the Auditor's Report in accordance with Rule 11 of the Companies (Audit and Auditors) Rules, 2014, in our opinion and to the best of our information and according to the explanations given to us:
- a. The Company has disclosed the impact of pending litigations as at 31 March 2023 on its financial position in its financial statements - Refer Note 34 to the financial statements.
 - b. The Company did not have any long-term contracts including derivative contracts for which there were any material foreseeable losses.
 - c. There were no amounts which were required to be transferred to the Investor Education and Protection Fund by the Company.
 - d (i) The management has represented that, to the best of its knowledge and belief, as disclosed in the Note 44(v) to the financial statements, no funds have been advanced or loaned or invested (either from borrowed funds or share premium or any other sources or kind of funds) by the Company to or in any other person(s) or entity(ies), including foreign entities ("Intermediaries"), with the understanding, whether recorded in writing or otherwise, that the Intermediary shall directly or indirectly lend or invest in other persons or entities identified in any manner whatsoever by or on behalf of the Company ("Ultimate Beneficiaries") or provide any guarantee, security or the like on behalf of the Ultimate Beneficiaries.
 - (ii) The management has represented that, to the best of its knowledge and belief, as disclosed in the Note 44(vi) to the financial statements, no funds have been received by the Company from any person(s) or entity(ies), including foreign entities ("Funding Parties"), with the understanding, whether recorded in writing or otherwise, that the Company shall directly or indirectly, lend or invest in other persons or entities identified in any manner whatsoever by or on behalf of the Funding Parties ("Ultimate Beneficiaries") or provide any guarantee, security or the like on behalf of the Ultimate Beneficiaries.
 - (iii) Based on the audit procedures performed that have been considered reasonable and appropriate in the circumstances, nothing has come to our notice that has caused us to believe that the representations under sub-clause (i) and (ii) of Rule 11(e), as provided under (i) and (ii) above, contain any material misstatement.
- e. The Company has neither declared nor paid any dividend during the year.

Independent Auditor's Report (Continued)

SAMHI JV Business Hotels Private Limited

- f. As proviso to rule 3(1) of the Companies (Accounts) Rules, 2014 is applicable for the Company only with effect from 1 April 2023, reporting under Rule 11(g) of the Companies (Audit and Auditors) Rules, 2014 is not applicable.
- C. With respect to the matter to be included in the Auditor's Report under Section 197(16) of the Act:

In our opinion and according to the information and explanations given to us, the Company has not paid any remuneration to its directors during the year. The Ministry of Corporate Affairs has not prescribed other details under Section 197(16) of the Act which are required to be commented upon by us.

For B S R & Co. LLP

Chartered Accountants

Firm's Registration No.:101248WW-100022

Rahul Nayar

Rahul Nayar

Partner

Place: Gurugram

Date: 17 August 2023

Membership No.: 508605

ICAI UDIN:23508605BGZYIF9758

Annexure A to the Independent Auditor's Report on the Financial Statements of SAMHI JV Business Hotels Private Limited for the year ended 31 March 2023

(Referred to in paragraph 1 under 'Report on Other Legal and Regulatory Requirements' section of our report of even date)

- (i) (a) (A) The Company has maintained proper records showing full particulars, including quantitative details and situation of Property, Plant and Equipment.
- (B) The Company has maintained proper records showing full particulars of intangible assets.
- (i) (b) According to the information and explanations given to us and on the basis of our examination of the records of the Company, the Company has a regular programme of physical verification of its Property, Plant and Equipment by which all property, plant and equipment are verified once in period of three years. In accordance with this programme, all property, plant and equipment were physically verified during the year ended 31 March 2021. In our opinion, this periodicity of physical verification is reasonable having regard to the size of the Company and the nature of its assets. No material discrepancies were noticed on such verification.
- (c) According to the information and explanations given to us and on the basis of our examination of the records of the Company, the title deeds of immovable property disclosed in the financial statements are held in the name of the Company. However, original title deeds are under lien with lender. Therefore, we could not verify those title deeds and have not received independent confirmation from the lender.
- (d) According to the information and explanations given to us and on the basis of our examination of the records of the Company, the Company has not revalued its Property, Plant and Equipment or intangible assets or both during the year.
- (e) According to the information and explanations given to us and on the basis of our examination of the records of the Company, there are no proceedings initiated or pending against the Company for holding any benami property under the Prohibition of Benami Property Transactions Act, 1988 and rules made thereunder.
- (ii) (a) The inventory has been physically verified by the management during the year. In our opinion, the frequency of such verification is reasonable and procedures and coverage as followed by management were appropriate. No discrepancies were noticed on verification between the physical stocks and the book records that were more than 10% in the aggregate of each class of inventory.
- (b) According to the information and explanations given to us and on the basis of our examination of the records of the Company, the Company has been sanctioned working capital limits in excess of five crore rupees, in aggregate, from bank on the basis of security of current assets. As informed to us and as per the terms of loan agreement of such limits, there are no requirements on the Company to submit quarterly returns or statements with such bank.
- (iii) According to the information and explanations given to us and on the basis of our examination of the records of the Company, the Company has not made any investments, provided guarantee or granted any loans or advances in the nature of loans, secured or unsecured, to companies, firms, limited liability partnerships or any other parties during the year. The Company has provided security to companies during the year, in respect of which the requisite information is as below. The Company has not provided any security to limited liability partnership or any other parties during the year.
- (a) Based on the audit procedures carried on by us and as per the information and explanations given to us the Company has provided security to companies as below:

Annexure A to the Independent Auditor's Report on the Financial Statements of SAMHI JV Business Hotels Private Limited for the year ended 31 March 2023 (Continued)

Particulars	Security (INR million)
Aggregate amount during the year	
Fellow subsidiaries	
– Barque Hotels Private Limited	3,152.00
– Argon Hotels Private Limited	1,338.00
Balance outstanding as at balance sheet date	
Fellow subsidiaries	
– Barque Hotels Private Limited	3,152.00
– Argon Hotels Private Limited	1,338.00
(Represents the limits sanctioned by bank and financial institutions to fellow subsidiaries on account of the security given by the Company)	

- (b) According to the information and explanations given to us and based on the audit procedures conducted by us, in our opinion the securities given during the year are, prima facie, not prejudicial to the interest of the Company.
- (c) According to the information and explanations given to us and on the basis of our examination of the records of the Company, in the case of loans given, in our opinion the repayment of principal and payment of interest has been stipulated except for the interest free loan of INR 1,055.70 million [nominal amount] as at 31 March 2023 given to SAMHI Hotels Limited (holding company), which is repayable after 31 December 2030 as per mutual consent of the Company and SAMHI Hotels Limited. As informed to us, no repayment of loans and payment of interest was due in the current year. Further, the Company has not given any advances in the nature of loan to any party during the year.
- (d) According to the information and explanations given to us and on the basis of our examination of the records of the Company, there is no overdue amount for more than ninety days in respect of loans given. Further, the Company has not given any advances in the nature of loans to any party during the year.
- (e) According to the information and explanations given to us and on the basis of our examination of the records of the Company, there is no loan granted falling due during the year, which has been renewed or extended or fresh loans granted to settle the overdues of existing loans given to same parties.
- (f) According to the information and explanations given to us and on the basis of our examination of the records of the Company, the Company has not granted any loans or advances in the nature of loans either repayable on demand or without specifying any terms or period of repayment.
- (iv) According to the information and explanations given to us and on the basis of our examination of the records of the Company, the Company has not given any loans, or provided any guarantee as specified under Section 185 of the Companies Act, 2013 ("the Act"). In respect of security provided by the Company, the provisions of Section 185 of the Act have been complied with. The Company has complied with Section 186(1) of the Act. According to the information and explanations given to us, the provisions of Section 186 (except for sub-section (1) of the Section 186) of the Companies Act, 2013 are not applicable to the Company since the Company

Annexure A to the Independent Auditor's Report on the Financial Statements of SAMHI JV Business Hotels Private Limited for the year ended 31 March 2023 (Continued)

is engaged in the business of providing infrastructural facilities.

- (v) The Company has not accepted any deposits or amounts which are deemed to be deposits from the public. Accordingly, clause 3(v) of the Order is not applicable.
- (vi) According to the information and explanations given to us, the Central Government has not prescribed the maintenance of cost records under Section 148(1) of the Act for the services provided by it. Accordingly, clause 3(vi) of the Order is not applicable.
- (vii) (a) The Company does not have liability in respect of Service tax, Duty of excise, Value Added Tax and Sales tax during the year since effective 1 July 2017, these statutory dues has been subsumed into GST.

According to the information and explanations given to us and on the basis of our examination of the records of the Company, in our opinion amounts deducted / accrued in the books of account in respect of undisputed statutory dues including Goods and Services Tax, Provident Fund, Employees State Insurance, Income-Tax, Cess or other statutory dues have generally been regularly deposited with the appropriate authorities, though there have been slight delays in a few cases of Goods and Services Tax, Provident Fund, Employees State Insurance and Income-Tax.

As explained to us, the Company did not have any dues on account of Duty of Customs.

According to the information and explanations given to us and on the basis of our examination of the records of the Company, no undisputed amounts payable in respect of Goods and Services Tax, Provident Fund, Employees State Insurance, Income-Tax, Cess or other statutory dues were in arrears as at 31 March 2023 for a period of more than six months from the date they became payable, except as mentioned below:

Name of the statute	Nature of the dues	Amount (INR million)	Period to which the amount relates	Due date	Date of payment
The Employees' Provident Funds And Miscellaneous Provisions Act, 1952	Provident Fund (Additional liability due to Supreme Court Judgement)	0.29	March 2019	15 April 2019	Not yet paid
Central Goods and Services Tax Act, 2017 and State Goods and Services Tax Act, 2017	Interest liability on Goods and Services Tax	0.67	April 2021 - March 2022	#	Not yet paid

These amounts have fallen due at various points of time during the previous year.

- (b) According to the information and explanations given to us and on the basis of our examination of the records of the Company, statutory dues relating to Goods and Services Tax, Provident Fund, Employees State Insurance, Income-Tax, Cess or other statutory dues which have not been deposited on account of any dispute are as follows:

PN

Annexure A to the Independent Auditor's Report on the Financial Statements of SAMHI JV Business Hotels Private Limited for the year ended 31 March 2023 (Continued)

Name of the statute	Nature of the dues	Amount (INR million)	Period to which the amount relates (FY)	Forum where dispute is pending
Finance Act, 1994 (Service tax)	Excess availment of CENVAT credit and short payment of service tax	89.30	2014-15 to 2017-18	Commissioner of Goods and Services Tax (Appeals)

- (viii) According to the information and explanations given to us and on the basis of our examination of the records of the Company, the Company has not surrendered or disclosed any transactions, previously unrecorded as income in the books of account, in the tax assessments under the Income Tax Act, 1961 as income during the year.
- (ix) (a) According to the information and explanations given to us and on the basis of our examination of the records of the Company, the Company has not defaulted in repayment of loans and borrowing or in the payment of interest thereon to any lender. During the current year, the Company has refinanced its non-convertible debentures issued to Sarvara Investment Fund I through borrowings obtained from Citibank, N.A. and Citicorp Finance (India) Limited.
- (b) According to the information and explanations given to us and on the basis of our examination of the records of the Company, the Company has not been declared a wilful defaulter by any bank or financial institution or government or government authority.
- (c) In our opinion and according to the information and explanations given to us by the management, term loans were applied for the purpose for which the loans were obtained.
- (d) According to the information and explanations given to us, and the procedures performed by us, and on an overall examination of the financial statements of the Company, we report that during the year, the Company has used funds raised on short term basis aggregating to INR 405.60 million for long term purposes.
- (e) The Company does not hold any investment in any subsidiary, associate or joint venture (as defined under the Act) during the year ended 31 March 2023. Accordingly, clause 3(ix)(e) is not applicable.
- (f) The Company does not hold any investment in any subsidiary, associate or joint venture (as defined under the Act) during the year ended 31 March 2023. Accordingly, clause 3(ix)(f) of the Order is not applicable.
- (x) (a) The Company has not raised any moneys by way of initial public offer or further public offer (including debt instruments). Accordingly, clause 3(x)(a) of the Order is not applicable.
- (b) According to the information and explanations given to us and on the basis of our examination of the records of the Company, the Company has not made any preferential allotment or private placement of shares or fully or partly convertible debentures during the year. Accordingly, clause 3(x)(b) of the Order is not applicable.
- (xi) (a) Based on examination of the books and records of the Company and according to the information and explanations given to us, no fraud by the Company or on the Company has been noticed or reported during the course of the audit.
- (b) According to the information and explanations given to us, no report under sub-section (12) of Section 143 of the Act has been filed by the auditors in Form ADT-4 as prescribed under Rule 13 of the Companies (Audit and Auditors) Rules, 2014 with the Central Government.
- (c) As represented to us by the management, there are no whistle blower complaints received by the Company during the year.

fn

Annexure A to the Independent Auditor's Report on the Financial Statements of SAMHI JV Business Hotels Private Limited for the year ended 31 March 2023 (Continued)

- (xii) According to the information and explanations given to us, the Company is not a Nidhi Company. Accordingly, clause 3(xii) of the Order is not applicable.
- (xiii) The Company is a wholly owned subsidiary of public limited company and accordingly the requirements as stipulated by the provisions of Section 177 of the Act are not applicable to the Company. In our opinion and according to the information and explanations given to us and on the basis of our examination of records of the Company, transactions with the related parties are in compliance with Section 188 of the Act where applicable and details of such transactions have been disclosed in the financial statements as required by the applicable accounting standards.
- (xiv) (a) Based on information and explanations provided to us and our audit procedures, in our opinion, the Company has an internal audit system commensurate with the size and nature of its business.
- (b) We have considered the internal audit reports of the Company issued till date for the period under audit.
- (xv) In our opinion and according to the information and explanations given to us, the Company has not entered into any non-cash transactions with its directors or persons connected to its directors and hence, provisions of Section 192 of the Act are not applicable to the Company.
- (xvi) (a) The Company is not required to be registered under Section 45-IA of the Reserve Bank of India Act, 1934. Accordingly, clause 3(xvi)(a) of the Order is not applicable.
- (b) The Company is not required to be registered under Section 45-IA of the Reserve Bank of India Act, 1934. Accordingly, clause 3(xvi)(b) of the Order is not applicable.
- (c) The Company is not a Core Investment Company (CIC) as defined in the regulations made by the Reserve Bank of India. Accordingly, clause 3(xvi)(c) of the Order is not applicable.
- (d) The Company is not part of any group (as per the provisions of the Core Investment Companies (Reserve Bank) Directions, 2016 as amended). Accordingly, the requirements of clause 3(xvi)(d) are not applicable.
- (xvii) The Company has incurred cash losses of INR 842.31 million in the current financial year and INR 491.80 million in the immediately preceding financial year.
- (xviii) There has been no resignation of the statutory auditors during the year. Accordingly, clause 3(xviii) of the Order is not applicable.
- (xix) We draw attention to Note 41 to the financial statements which explains that the Company has incurred losses in current year and previous year and has accumulated losses as at 31 March 2023. Further, the Company's current liabilities exceed its current assets as at 31 March 2023 by INR 575.82 million.

Further, it explains the management's assessment of going concern assumption and its assertion that based on best estimates made by it, the Company will continue as a going concern i.e. continue its operations and will be able to discharge its liabilities and realise its assets, for the foreseeable future.

On the basis of the above and according to the information and explanations given to us, on the basis of the financial ratios, ageing and expected dates of realisation of financial assets and payment of financial liabilities, other information accompanying the financial statements, our knowledge of the Board of Directors and management plans and based on our examination of the evidence supporting the assumptions, nothing has come to our attention, which causes us to believe that any material uncertainty exists as on the date of the audit report that the Company

B S R & Co. LLP

Annexure A to the Independent Auditor's Report on the Financial Statements of SAMHI JV Business Hotels Private Limited for the year ended 31 March 2023 (Continued)

is not capable of meeting its liabilities existing at the date of balance sheet as and when they fall due within a period of one year from the balance sheet date. We, however, state that this is not an assurance as to the future viability of the Company. We further state that our reporting is based on the facts up to the date of the audit report and we neither give any guarantee nor any assurance that all liabilities falling due within a period of one year from the balance sheet date, will get discharged by the Company as and when they fall due.

- (xx) The requirements as stipulated by the provisions of Section 135 are not applicable to the Company. Accordingly, clauses 3(xx)(a) and 3(xx)(b) of the Order are not applicable.

For B S R & Co. LLP

Chartered Accountants

Firm's Registration No.:101248W/W-100022



Rahul Nayar

Partner

Place: Gurugram

Date: 17 August 2023

Membership No.: 508605

ICAI UDIN:23508605BGZYIF9758

Annexure B to the Independent Auditor's Report on the financial statements of SAMHI JV Business Hotels Private Limited for the year ended 31 March 2023

Report on the internal financial controls with reference to the aforesaid financial statements under Clause (i) of Sub-section 3 of Section 143 of the Act

(Referred to in paragraph 2(A)(h) under 'Report on Other Legal and Regulatory Requirements' section of our report of even date)

Qualified Opinion

We have audited the internal financial controls with reference to financial statements of SAMHI JV Business Hotels Private Limited ("the Company") as of 31 March 2023 in conjunction with our audit of the financial statements of the Company for the year ended on that date.

In our opinion, the Company has, in all material respects, maintained adequate internal financial controls with reference to financial statements as at 31 March 2023, based on the internal financial controls with reference to financial statements criteria established by the Company considering the essential components of internal control stated in the Guidance Note on Audit of Internal Financial Controls Over Financial Reporting issued by the Institute of Chartered Accountants of India (the "Guidance Note") and except for the possible effects of the material weakness described in "Basis for Qualified Opinion" section of our report below, on the achievement of the objectives of the control criteria, the Company's internal financial controls with reference to financial statements were operating effectively as of 31 March 2023.

We have considered the material weakness identified and reported below in determining the nature, timing, and extent of audit tests applied in our audit of 31 March 2023 financial statements of the Company, and the material weakness do not affect our opinion on the financial statements of the Company.

Basis for Qualified Opinion

According to the information and explanations given to us and based on our audit, the following material weakness has been identified in the operating effectiveness of the Company's internal controls with reference to financial statements as at 31 March 2023:

The Company's internal financial controls with reference to financial statements in respect of General Information Technology Controls (GITCs) and automated Information Technology (IT) Application Controls over the Company's Opera application software were not operating effectively as at 31 March 2023. This could potentially result in understatement / overstatement of revenue from operations.

A 'material weakness' is a deficiency, or a combination of deficiencies, in internal financial control with reference to financial statements, such that there is a reasonable possibility that a material misstatement of the company's annual or interim financial statements will not be prevented or detected on a timely basis.

Management's and Board of Directors' Responsibilities for Internal Financial Controls

The Company's Management and the Board of Directors are responsible for establishing and maintaining internal financial controls based on the internal financial controls with reference to financial statements criteria established by the Company considering the essential components of internal control stated in the Guidance Note. These responsibilities include the design, implementation and maintenance of adequate internal financial controls that were operating effectively for ensuring the orderly and efficient conduct of its business, including adherence to company's policies, the safeguarding of its assets, the prevention and detection of frauds and errors, the accuracy and completeness of the accounting records, and the timely preparation of reliable financial information, as required under the Act.

Auditor's Responsibility

Our responsibility is to express an opinion on the Company's internal financial controls with reference to financial statements based on our audit. We conducted our audit in accordance with the Guidance Note

Annexure B to the Independent Auditor's Report on the financial statements of SAMHI JV Business Hotels Private Limited for the year ended 31 March 2023 (Continued)

and the Standards on Auditing, prescribed under Section 143(10) of the Act, to the extent applicable to an audit of internal financial controls with reference to financial statements. Those Standards and the Guidance Note require that we comply with ethical requirements and plan and perform the audit to obtain reasonable assurance about whether adequate internal financial controls with reference to financial statements were established and maintained and if such controls operated effectively in all material respects.

Our audit involves performing procedures to obtain audit evidence about the adequacy of the internal financial controls with reference to financial statements and their operating effectiveness. Our audit of internal financial controls with reference to financial statements included obtaining an understanding of internal financial controls with reference to financial statements, assessing the risk that a material weakness exists, and testing and evaluating the design and operating effectiveness of internal control based on the assessed risk. The procedures selected depend on the auditor's judgement, including the assessment of the risks of material misstatement of the financial statements, whether due to fraud or error.

We believe that the audit evidence we have obtained is sufficient and appropriate to provide a basis for our qualified audit opinion on the Company's internal financial controls with reference to financial statements.

Meaning of Internal Financial Controls with Reference to Financial Statements

A company's internal financial controls with reference to financial statements is a process designed to provide reasonable assurance regarding the reliability of financial reporting and the preparation of financial statements for external purposes in accordance with generally accepted accounting principles. A company's internal financial controls with reference to financial statements include those policies and procedures that (1) pertain to the maintenance of records that, in reasonable detail, accurately and fairly reflect the transactions and dispositions of the assets of the company; (2) provide reasonable assurance that transactions are recorded as necessary to permit preparation of financial statements in accordance with generally accepted accounting principles, and that receipts and expenditures of the company are being made only in accordance with authorisations of management and directors of the company; and (3) provide reasonable assurance regarding prevention or timely detection of unauthorised acquisition, use, or disposition of the company's assets that could have a material effect on the financial statements.

Inherent Limitations of Internal Financial Controls with Reference to Financial Statements

Because of the inherent limitations of internal financial controls with reference to financial statements, including the possibility of collusion or improper management override of controls, material misstatements due to error or fraud may occur and not be detected. Also, projections of any evaluation of the internal financial controls with reference to financial statements to future periods are subject to the risk that the internal financial controls with reference to financial statements may become inadequate because of

B S R & Co. LLP

Annexure B to the Independent Auditor's Report on the financial statements of SAMHI JV Business Hotels Private Limited for the year ended 31 March 2023 (Continued)

changes in conditions, or that the degree of compliance with the policies or procedures may deteriorate.

For B S R & Co. LLP

Chartered Accountants

Firm's Registration No.:101248WW-100022

Rahul Nayan

Rahul Nayar

Partner

Place: Gurugram

Date: 17 August 2023

Membership No.: 508605

ICAI UDIN:23508605BGZYIF9758

SAMHI JV Business Hotels Private Limited

CIN U55101DL2011PTC214129

Balance Sheet as at 31 March 2023

(All amounts in Rupees millions, unless otherwise stated)

	Note	As at 31 March 2023	As at 31 March 2022
ASSETS			
Non-current assets			
Property, plant and equipment	3	2,249.98	2,350.55
Intangible assets	4	-	1.07
Financial assets			
Loans	5	1,460.09	1,317.88
Other financial assets	6	42.97	14.84
Income tax assets (net)	7	11.03	7.29
Other non-current assets	9	2.62	0.45
Total non-current assets		3,766.69	3,692.08
Current assets			
Inventories	10	5.10	4.55
Financial assets			
Trade receivables	11	74.71	41.25
Cash and cash equivalents	12	50.79	124.27
Bank balances other than cash and cash equivalents above	13	-	2.92
Other financial assets	14	55.38	6.05
Other current assets	15	40.37	31.17
Total current assets		226.35	210.21
TOTAL ASSETS		3,993.04	3,902.29
EQUITY AND LIABILITIES			
Equity			
Equity share capital	16	1,247.80	1,247.80
Other equity	17	(1,806.44)	(856.19)
Total equity		(558.64)	391.61
Liabilities			
Non-current liabilities			
Financial liabilities			
Borrowings	19	3,747.97	3,264.31
Trade payables	20	-	-
- total outstanding dues of micro enterprises and small enterprises		-	-
- total outstanding dues of creditors other than micro enterprises and small enterprises		-	28.85
Other financial liabilities	18	-	0.68
Provisions	21	1.54	0.86
Total non-current liabilities		3,749.51	3,294.70
Current liabilities			
Financial liabilities			
Borrowings	22	534.83	-
Trade payables	23	-	-
- total outstanding dues of micro enterprises and small enterprises		16.85	0.53
- total outstanding dues of creditors other than micro enterprises and small enterprises		206.32	181.64
Other financial liabilities	24	11.03	12.58
Other current liabilities	25	32.20	20.43
Provisions	26	0.94	0.80
Total current liabilities		802.17	215.98
Total liabilities		4,551.68	3,510.68
TOTAL EQUITY AND LIABILITIES		3,993.04	3,902.29


The notes from Note 1 to Note 47 form an integral part of these financial statements.

As per our report of even date attached

For **BSR & Co. LLP**

Chartered Accountants

ICAI Firm Registration No.: 101248W/W-100022



Rahul Nayar

Partner

Membership No.: 508605

Place: Gurugram

Date: 17 August 2023

For and on behalf of Board of Directors of

SAMHI JV Business Hotels Private Limited



Rajat Mehra

Director

DIN: 06813081

Place: Gurugram

Date: 17 August 2023



Tanya Chakravarty

Director

DIN: 08539291

Place: Gurugram

Date: 17 August 2023



Anjana Kumari

Company Secretary

Membership No.: A35561

Place: Gurugram

Date: 17 August 2023

SAMHI JV Business Hotels Private Limited
CIN U55101DL2011PTC214129
Statement of Profit and Loss for the year ended 31 March 2023
(All amounts in Rupees millions, unless otherwise stated)

	Note	For the year ended 31 March 2023	For the year ended 31 March 2022
Income			
Revenue from operations	27	1,202.40	283.98
Other income	28	298.13	101.74
Total income		1,500.53	385.72
Expenses			
Cost of materials consumed	29	76.89	32.04
Employee benefits expense	30	104.56	62.76
Other expenses	33 A	520.23	247.99
		701.68	342.79
Earnings before finance cost, depreciation and amortisation and tax		798.85	42.93
Finance costs	31	1,584.70	520.33
Depreciation and amortisation expense	32	107.31	106.25
		1,692.01	626.58
Loss before tax		(893.16)	(583.65)
Tax expense	8	-	-
Current tax		-	-
Deferred tax		-	-
Loss for the year		(893.16)	(583.65)
Other comprehensive income/(loss)			
<i>Items that will not be reclassified to profit or loss</i>			
- Re-measurement gain/(loss) on defined benefit obligations	30	0.01	(0.19)
- Income tax relating to items mentioned above		-	-
Other comprehensive income/(loss), net of tax		0.01	(0.19)
Total comprehensive loss for the year		(893.15)	(583.84)
Earnings/(losses) per equity share (Face value of INR 10 each)			
	33 B		
Basic [INR]		(7.16)	(4.68)
Diluted [INR]		(7.16)	(4.68)

The notes from Note 1 to Note 47 form an integral part of these financial statements.

As per our report of even date attached

For **BSR & Co. LLP**
Chartered Accountants
ICAI Firm Registration No.: 101248W/W-100022


Rahul Nayar

Partner
Membership No.: 508605

Place: Gurugram
Date: 17 August 2023

For and on behalf of Board of Directors of
SAMHI JV Business Hotels Private Limited


Rajat Mehra

Director
DIN: 06813081

Place: Gurugram
Date: 17 August 2023


Tanya Chakravarty

Director
DIN: 08539291

Place: Gurugram
Date: 17 August 2023


Saraha Kumari

Company Secretary
Membership No.: A35561

Place: Gurugram
Date: 17 August 2023

	For the year ended 31 March 2023	For the year ended 31 March 2022
A. Cash flows from operating activities		
Loss before tax	(893.16)	(583.65)
Adjustments for:		
Depreciation and amortisation expense	107.31	106.25
Provisions/liabilities no longer required written back	(5.73)	-
Loss allowance for trade receivables	4.80	0.14
Finance costs	1,584.70	520.33
Interest income	(234.32)	(77.71)
Loss on foreign exchange fluctuation (net)	0.64	2.18
Net gain on fair valuation of equity component of convertible PIK obligation	(57.10)	(14.40)
Gain on modification of financial liabilities	-	(9.37)
Government grant written off	-	1.46
Operating profit/(loss) before movement in assets and liabilities	507.14	(54.77)
(Increase)/decrease in inventories	(0.55)	0.21
Increase in trade receivables	(38.26)	(18.88)
(Increase) / decrease in other financial assets	0.64	(2.48)
Increase in other assets	(9.12)	(17.16)
Increase in trade payables	6.49	93.90
Increase/(decrease) in other liabilities	11.77	(58.93)
Increase in provisions	0.83	0.36
Decrease in other financial liabilities	(4.97)	(1.07)
Cash generated from/(used in) operations	473.97	(58.81)
Income taxes (paid) / refunded - net	(3.46)	2.64
Net cash generated from/(used in) operating activities	470.51	(56.17)
B. Cash flows from investing activities		
Purchase of property, plant and equipment and intangible assets	(7.92)	(0.59)
Loan given to holding company	-	(903.54)
Repayment of loan from holding company	-	6.50
Bank deposits matured	2,340.68	172.50
Bank deposits made	(2,416.30)	(172.50)
Interest received	92.29	0.66
Net cash generated from/(used in) investing activities	8.75	(896.97)
C. Cash flows from financing activities		
Proceeds from long term borrowings	3,910.50	4,315.50
Repayment of long term borrowings	(4,100.00)	(2,543.73)
Proceeds from current borrowings (net of repayment)	368.44	-
Advance received from holding company	-	350.00
Advance repaid to holding company	-	(848.50)
Finance costs paid	(731.68)	(706.87)
Net cash generated from/(used in) financing activities	(552.74)	1,066.40
Net increase/(decrease) in cash and cash equivalents (A+B+C)	(73.48)	113.26
Cash and cash equivalents at the beginning of the year	124.27	11.01
Cash and cash equivalents at the end of the year	50.79	124.27

Notes to Statement of Cash Flows

i. Components of cash and cash equivalents

	As at 31 March 2023	As at 31 March 2022
Cash on hand	0.28	0.63
Balances with banks :		
- on current accounts	50.51	123.64
	50.79	124.27



ii. Movement in borrowings (including interest accrued)

	For the year ended 31 March 2023	For the year ended 31 March 2022
Opening Balance	3,264.31	2,558.26
Changes from financing cash flows		
Proceeds from long term borrowings	3,910.50	4,315.50
Repayment of long term borrowings	(4,100.00)	(2,543.73)
Proceeds from current borrowings (net of repayment)	368.44	-
Finance cost paid	(731.68)	(706.87)
Other non cash changes		
Finance costs	1,578.41	518.85
Equity component of convertible -PIK obligation	-	(877.70)
Closing Balance	4,289.98	3,264.31

iii. The Cash flows from operating activities section of Statement of Cash Flows has been prepared in accordance with the 'Indirect Method' as set out in the Ind AS 7 "Statement of Cash Flows".

The notes from Note 1 to Note 47 form an integral part of these financial statements.

As per our report of even date attached

For BSR & Co. LLP
 Chartered Accountants
 ICAI Firm Registration No.: 101248W/W-100022



Rahul Nayar
 Partner
 Membership No.: 508605

Place: Gurugram
 Date: 17 August 2023

For and on behalf of Board of Directors of
 SAMHI JV Business Hotels Private Limited



Rajat Mehra
 Director
 DIN: 06813081

Place: Gurugram
 Date: 17 August 2023



Tanya Chakravarty
 Director
 DIN: 08539291

Place: Gurugram
 Date: 17 August 2023



Anjana Kumari
 Company Secretary
 Membership No.: A35561

Place: Gurugram
 Date: 17 August 2023

Statement of Changes in Equity for the year ended 31 March 2023
(All amounts in Rupees millions, unless otherwise stated)

a. Equity share capital

Particulars	Number of shares		Amount
As at 1 April 2021	124,780,000		1,247.80
Changes in equity share capital during the year			-
As at 31 March 2022	124,780,000		1,247.80
As at 1 April 2022	124,780,000		1,247.80
Changes in equity share capital during the year			-
As at 31 March 2023	124,780,000		1,247.80

b. Other equity (refer note 17)

Particulars	Reserves and surplus		Concessional interest component of loan to holding company	Equity component of convertible PIK obligation (Refer Note 19)	Other comprehensive income		Total
	Retained earnings	Capital reserve			Remeasurement of defined benefit plans		
Balance as at 1 April 2021	(557.55)	28.30	(610.54)	-	-	-	(1,139.79)
Loss for the year	(583.65)	-	-	-	-	-	(583.65)
Other comprehensive loss (net of tax)	-	-	-	-	(0.19)	-	(0.19)
Total comprehensive loss	(583.65)				(0.19)		(583.84)
Transferred to retained earnings	(0.19)	-	-	-	0.19	-	-
Equity component of convertible PIK obligation	-	-	-	863.30	-	-	863.30
Gain on early repayment of loan by holding company	-	4.14	-	-	-	-	4.14
Balance as at 31 March 2022	(1,141.39)	32.44	(610.54)	863.30	-	-	(856.19)
Loss for the year	(893.16)	-	-	-	-	-	(893.16)
Other comprehensive income (net of tax)	-	-	-	-	-	0.01	0.01
Total comprehensive loss	(893.16)					0.01	(893.15)
Transferred to retained earnings	0.01	-	-	-	-	(0.01)	-
Equity component of convertible PIK obligation	-	-	-	(57.10)	-	-	(57.10)
Balance as at 31 March 2023	(2,034.54)	32.44	(610.54)	806.20	-	-	(1,806.44)

The notes from Note 1 to Note 47 form an integral part of these financial statements.

As per our report of even date attached

For BSR & Co. LLP
Chartered Accountants
ICAI Firm Registration No.: 101248W/W-100022

Rahul Nayar,
Partner
Membership No.: 508605

For and on behalf of Board of Directors of
SAMHI JV Business Hotels Private Limited

Rajal Mehra
Director
DIN: 06813081

Tanya Chakravarty
Director
DIN: 08539291

Anjana Kumari
Company Secretary
Membership No.: A35561

Place: Gurugram
Date: 17 August 2023

Place: Gurugram
Date: 17 August 2023

Place: Gurugram
Date: 17 August 2023

Place: Gurugram
Date: 17 August 2023

SAMHI JV Business Hotels Private Limited
Notes to the financial statements for the year ended 31 March 2023
(All amounts in Rupees millions, unless otherwise stated)

1.1 Corporate information

SAMHI JV Business Hotels Private Limited ('the Company') is a Company domiciled in India. The Company was incorporated in India on 15 February 2011 as per the provisions of Indian Companies Act and is limited by shares.

The Company is a hotel development and investment company with focus on operating internationally branded hotels across key cities in the Indian sub-continent.

Presently, the Company has two hotels under it (Courtyard by Marriott, Bangalore and Fairfield by Marriott, Bangalore) which are operational.

1.2 Basis of preparation

A. Statement of compliance

These financial statements have been prepared in accordance with Indian Accounting Standards (Ind AS) as per the Companies (Indian Accounting Standards) Rules, 2015 notified under Section 133 of the Companies Act, 2013, (the 'Act') and other relevant provisions of the Act.

The financial statements were approved for issue in accordance with the resolution of the Company's Board of Directors on 17 August 2023.

B. Functional and presentation currency

These financial statements are presented in Indian Rupees (INR), which is also the Company's functional currency. All amounts have been rounded-off to the nearest millions, unless otherwise indicated.

C. Basis of measurement

The financial statements have been prepared on the historical cost basis except for the following items:

Items	Measurement Basis
Financial assets and liabilities i.e., derivative instruments	Fair Value
Equity component of convertible PIK obligation	Fair Value

Also, refer Note 41 for going concern basis of accounting used by the management.

D. Significant accounting judgments, estimates and assumptions

The preparation of financial statements in conformity with Ind AS requires management to make judgments, estimates and assumptions that affect the application of accounting policies and the reported amounts of assets, liabilities, income and expenses and the accompanying disclosures. Uncertainty about



SAMHI JV Business Hotels Private Limited
Notes to the financial statements for the year ended 31 March 2023
(All amounts in Rupees millions, unless otherwise stated)

the assumptions and estimates could result in outcomes that may require material adjustment to the carrying value of assets or liabilities affected in future periods.

Estimates and underlying assumptions are reviewed on an ongoing basis. Revisions to accounting estimates are recognized in the period in which the estimates are revised and in any future periods affected.

The following are the significant areas of estimation uncertainty and critical judgments in applying accounting policies that have the most significant effect on the amounts recognized in the financial statements:

i) Provisions and contingencies

The assessments undertaken in recognizing provisions and contingencies have been made in accordance with Ind AS 37, 'Provisions, Contingent Liabilities and Contingent Assets', which involves key assumptions about the likelihood and magnitude of an outflow of resources.

ii) Useful lives and impairment assessment of property, plant and equipment and intangible assets

The estimated useful lives and recoverable amounts of property, plant and equipment and intangible assets are based on estimates and assumptions regarding the expected market outlook, expected future cash flows, obsolescence, demand, competition and known technological advances. The Company reviews the useful lives and recoverable amounts of property, plant and equipment and intangible assets at the end of each reporting date.

iii) Employee benefit obligations

Employee benefit obligations (gratuity and compensated absences) are determined using actuarial valuations, which involve determination of the discount rate, salary growth rate and mortality rates. Due to the complexities involved in the valuation and its long-term nature, a defined benefit obligation is highly sensitive to changes in these assumptions. All assumptions are reviewed at each reporting date.

iv) Fair value measurement of financial instruments

The fair values of financial instruments recorded in the balance sheet in respect of which quoted prices in active markets are not available are measured using valuation techniques. The inputs to these models are taken from observable markets where possible, but where this is not feasible, a degree of judgment is required in establishing fair values. Judgments include considerations of inputs such as liquidity risk, credit risk and volatility. Changes in assumptions about these factors could affect the reported fair value of financial instruments. Also, refer Note 37 for further disclosures.

v) Recognition of deferred tax assets/liabilities

Recognition of deferred tax assets/liabilities involves making judgements and estimations about the availability of future taxable profit against which carried forward tax losses can be used. A deferred tax asset is recognised for unused tax losses and deductible temporary differences, to the extent that it is probable that future taxable profits will be available against which they can be utilized.



SAMHI JV Business Hotels Private Limited
Notes to the financial statements for the year ended 31 March 2023
(All amounts in Rupees millions, unless otherwise stated)

Deferred tax assets are reviewed at each reporting date and are reduced to the extent that it is no longer probable that the related tax benefit will be realized.

vi) Going Concern assumption

The financial statements of the Company have been prepared on a going concern basis. The Company has a negative net worth of INR 558.64 million and has incurred a net loss of INR 893.15 million during the year ended 31 March 2023. As at 31 March 2023, the Company's current liabilities exceed its current assets by INR 575.82 million. Further, the Company has contractual cash outflows of INR 770.63 million (excluding future contractual interest payments) due within 12 month of the balance sheet date.

The Company has prepared budgets / cash flow forecasts, which involve judgements and estimation around the sources of funds to meet the financial obligations and cash flow requirements. Also, refer Note 41.

E. Current and non-current classification

The Company presents assets and liabilities in the balance sheet based on current / non-current classification.

An asset is classified as current when it satisfies any of the following criteria:

- it is expected to be realized in, or is intended for sale or consumption in, the Company's normal operating cycle;
- it is held primarily for the purpose of being traded;
- it is expected to be realized within 12 months after the reporting date; or
- it is cash or cash equivalent unless it is restricted from being exchanged or used to settle a liability for at least 12 months after the reporting date.

A liability is classified as current when it satisfies any of the following criteria:

- it is expected to be settled in the Company's normal operating cycle;
- it is held primarily for the purpose of being traded;
- it is due to be settled within 12 months after the reporting date; or
- the Company does not have an unconditional right to defer settlement of the liability for at least 12 months after the reporting date. Terms of a liability that could, at the option of the counterparty, result in its settlement by the issue of equity instruments do not affect its classification.

Current assets/liabilities include current portion of non-current financial assets/liabilities respectively. All other assets/ liabilities are classified as non-current. Deferred tax assets and liabilities (if any) are classified as non-current assets and liabilities.

Operating cycle

Based on the nature of the operations and the time between the acquisition of assets for processing and their realization in cash or cash equivalents, the Company has ascertained its operating cycle as twelve months for the purpose of current/non-current classification of assets and liabilities.



SAMHI JV Business Hotels Private Limited
Notes to the financial statements for the year ended 31 March 2023
(All amounts in Rupees millions, unless otherwise stated)

F. Measurement of fair values

A number of the Company's accounting policies and disclosures require the measurement of fair values, for both financial and non-financial assets and liabilities. The Company has an established control framework with respect to the measurement of fair values. The finance team has overall responsibility for overseeing all significant fair value measurements, including Level 3 fair values, and reports directly to the Holding Company's Chief Financial Officer.

They regularly review significant unobservable inputs and valuation adjustments. If third party information is used to measure fair values then the finance team assesses the evidence obtained from the third parties to support the conclusion that such valuations meet the requirements of Ind AS, including the level in the fair value hierarchy in which such valuations should be classified.

Fair value is the price that would be received to sell an asset or paid to transfer a liability in an orderly transaction between market participants at the measurement date. The fair value measurement is based on the presumption that the transaction to sell the asset or transfer the liability takes place either:

- In the principal market for the asset or liability, or
- In the absence of a principal market, in the most advantageous market for the asset or liability

When measuring the fair value of an asset or a liability, the Company uses observable market data as far as possible. Fair values are categorized into different levels in a fair value hierarchy based on the inputs used in the valuation techniques as follows:

- Level 1: quoted prices (unadjusted) in active markets for identical assets or liabilities.
- Level 2: inputs other than quoted prices included in Level 1 that are observable for the asset or liability, either directly (i.e. as prices) or indirectly (i.e. derived from prices).
- Level 3: inputs for the asset or liability that are not based on observable market data (unobservable inputs).

If the inputs used to measure the fair value of an asset or a liability fall into different levels of the fair value hierarchy, then the fair value measurement is categorized in its entirety at the same level of the fair value hierarchy as the lowest level input that is significant to the entire measurement.

The Company recognizes transfers between levels of the fair value hierarchy at the end of the reporting period during which the change has occurred.

Further information about the assumptions made in measuring fair values is included in Note 37.

2. Summary of significant accounting policies

1) Property, plant and equipment

Recognition and measurement

Property, plant and equipment including capital work in progress are measured at cost less accumulated depreciation and any accumulated impairment losses if any.



SAMHI JV Business Hotels Private Limited
Notes to the financial statements for the year ended 31 March 2023
(All amounts in Rupees millions, unless otherwise stated)

Cost of property, plant and equipment not ready for use as at the reporting date are disclosed as capital work-in-progress.

Cost comprises the purchase price, import duties and other non-refundable taxes or levies, borrowing costs if capitalization criteria are met and directly attributable cost of bringing the asset to its working condition for its intended use and estimated costs of dismantling and removing the item and restoring the site on which it is located. Any trade discounts and rebates are deducted in arriving at the purchase price.

If significant parts of an item of property, plant and equipment have different useful lives, then they are accounted for as separate items (major components) of property, plant and equipment.

Subsequent costs and disposal

Subsequent expenditure related to an item of property, plant and equipment is added to its book value only if it is probable that the future economic benefits associated with the expenditure will flow to the Company. All other expenses on existing property, plant and equipment, including day-to-day repair and maintenance expenditure, are charged to the profit or loss for the period during which such expenses are incurred.

Gains or losses arising from derecognition of property, plant and equipment are measured as the difference between the net disposal proceeds and the carrying amount of the asset and are recognized in the profit or loss when the asset is derecognized.

Depreciation

Depreciation on property, plant and equipment is calculated using the straight-line method (SLM) to allocate their cost, net of their residual values, over their estimated useful lives (determined by the management based on technical estimates). The assets' residual values and useful lives are reviewed, and adjusted if appropriate, at the end of each reporting period. In case of a revision, the unamortized depreciable amount is charged over the remaining useful life.

Depreciation on addition/ (disposals) is provided on a pro-rata basis i.e. from/ (up to) the date on which the asset is ready for use/ (disposed off).

The management estimate of the useful life of various categories of assets is as follows:

Asset Category*	Useful Life (Years)	Useful life as per Schedule II to the Companies Act, 2013 (Years)
Building	15-60	60
Computers and accessories	3-6	3-6
Plant and machinery	5-25	15
Furniture and fixtures	5-8	10
Vehicles	8	8
Office equipment	5-10	5

* For the above class of assets, the management based on internal technical evaluation, has determined that the useful lives as given above best represent the period over which management expects to use these assets.



SAMHI JV Business Hotels Private Limited
Notes to the financial statements for the year ended 31 March 2023
(All amounts in Rupees millions, unless otherwise stated)

Hence, the useful lives of few assets included in the above asset categories are different from the useful lives as prescribed under Part C of Schedule II to the Companies Act 2013.

Freehold land is not depreciated.

The residual values, useful lives and methods of depreciation of property plant and equipment's are reviewed by management at each reporting date and adjusted prospectively, as appropriate.

Transition to Ind AS

The Company had elected to use the fair value of all the items of property, plant and equipment on the date of transition i.e., 1 April 2015, and designate the same as deemed cost. Fair value was determined by obtaining an external third-party valuation, a level 3 valuation technique.

2) Intangible assets

Recognition and measurement

Intangible assets that are acquired by the Company are measured initially at cost. After initial recognition, an intangible asset is carried at its cost less accumulated amortisation and accumulated impairment loss, if any.

Subsequent expenditure is capitalised only when it increases the future economic benefits from the specific asset to which it relates.

Amortisation

Intangible assets of the Company represents computer software and are amortized using the straight-line method over the estimated useful life (at present three years). The amortization period and the amortization method are reviewed at least at each financial year end. If the expected useful life of the asset is significantly different from previous estimates, the amortization period is changed accordingly.

Gains or losses arising from derecognition of an intangible asset are measured as the difference between the net disposal proceeds and the carrying amount of the asset and are recognized in the profit or loss when the asset is derecognized.

3) Financial instruments

A financial instrument is any contract that gives rise to a financial asset of one entity and a financial liability or equity instrument of another entity.



SAMHI JV Business Hotels Private Limited
Notes to the financial statements for the year ended 31 March 2023
(All amounts in Rupees millions, unless otherwise stated)

Financial assets

i. Recognition and initial measurement

Trade receivables and debt securities issued are initially recognised when they are originated. All other financial assets and financial liabilities are initially recognised when the Company becomes a party to the contractual provisions of the instrument.

All financial assets (except trade receivable without a significant financing component) are initially recognised at fair value. Fair value is the price that would be received to sell an asset or paid to transfer a liability in an orderly transaction between market participants at the measurement date. The fair value of a financial instrument on initial recognition is generally its transaction price (that is, the fair value of the consideration given or received). However, if there is a difference between the transaction price and the fair value of financial instruments whose fair value is based on a quoted price in an active market or a valuation technique that uses only data from observable markets, the Company recognizes the difference as a gain or loss at inception ('day 1 gain or loss'). In all other cases, the entire day 1 gain or loss is deferred and recognised in the Statement of Profit and Loss over the life of the transaction until the transaction matures or is closed out. A trade receivable without a significant financing component is initially measured at the transaction price.

A financial asset or financial liability is initially measured at fair value plus, for an item not at fair value through profit or loss (FVTPL), transaction costs that are directly attributable to its acquisition or issue.

ii. Classification and subsequent measurement

Financial assets

On initial recognition, a financial asset is classified as measured at

- Amortised cost
- Debt investment measured at fair value through other comprehensive income (FVOCI)
- Fair value through profit or loss (FVTPL)
- Equity investments measured at fair value through other comprehensive income (FVOCI)

Financial assets are not reclassified subsequent to their initial recognition, except if and in the period the Company changes its business model for managing financial assets.

A financial asset is measured at amortised cost if it meets both of the following conditions and is not designated as at FVTPL:

- the asset is held within a business model whose objective is to hold assets to collect contractual cash flows; and
- the contractual terms of the financial asset give rise on specified dates to cash flows that are solely payments of principal and interest on the principal amount outstanding.

A debt investment is measure at FVOCI if it meets both of the following conditions and is not designated as at FVTPL:

- the asset is held within a business model whose objective is achieved by both collecting contractual cash flows and selling financial assets; and



SAMHI JV Business Hotels Private Limited

Notes to the financial statements for the year ended 31 March 2023

(All amounts in Rupees millions, unless otherwise stated)

- the contractual terms of the financial asset give rise on specified dates to cash flows that are solely payments of principal and interest on the principal amount outstanding.

All financial assets not classified as measured at amortised cost or FVOCI as described above are measured at FVTPL. This includes all derivative financial assets. On initial recognition, the Company may irrevocably designate a financial asset that otherwise meets the requirements to be measured at amortised cost or at FVOCI or at FVTPL if doing so eliminates or significantly reduces an accounting mismatch that would otherwise arise.

Financial assets: Business model assessment

The Company makes an assessment of the objective of the business model in which a financial asset is held at a portfolio level because this best reflects the way the business is managed and information is provided to management. The information considered includes:

- the stated policies and objectives for the portfolio and the operation of those policies in practice. These include whether management's strategy focuses on earning contractual interest income, maintaining a particular interest rate profile, matching the duration of the financial assets to the duration of any related liabilities or expected cash outflows or realising cash flows through the sale of the assets;
- how the performance of the portfolio is evaluated and reported to the Company's management;
- the risks that affect the performance of the business model (and the financial assets held within that business model) and how those risks are managed; and
- the frequency, volume and timing of sales of financial assets in prior periods, the reasons for such sales and expectations about future sales activity.

Transfers of financial assets to third parties in transactions that do not qualify for derecognition are not considered sales for this purpose, consistent with the Company's continuing recognition of the assets.

Financial assets: Assessment whether contractual cash flows are solely payments of principal and interest

For the purposes of this assessment, 'principal' is defined as the fair value of the financial asset on initial recognition. 'Interest' is defined as consideration for the time value of money and for the credit risk associated with the principal amount outstanding during a particular period of time and for other basic lending risks and costs (e.g. liquidity risk and administrative costs), as well as a profit margin.

In assessing whether the contractual cash flows are solely payments of principal and interest, the Company considers the contractual terms of the instrument. This includes assessing whether the financial asset contains a contractual term that could change the timing or amount of contractual cash flows such that it would not meet this condition. In making this assessment, the Company considers:

- contingent events that would change the amount or timing of cash flows;
- terms that may adjust the contractual coupon rate, including variable interest rate features;
- prepayment and extension features;
- terms that limit the Company's claim to cash flows from specified assets (e.g. non-recourse features).



SAMHI JV Business Hotels Private Limited
Notes to the financial statements for the year ended 31 March 2023
(All amounts in Rupees millions, unless otherwise stated)

Financial assets: Subsequent measurement and gains and losses

Financial assets at FVTPL	These assets are subsequently measured at fair value. Net gains and losses, including any interest or dividend income, are recognised in profit or loss.
Financial assets at amortised cost	These assets are subsequently measured at amortised cost using the effective interest method. The amortised cost is reduced by impairment losses. Interest income, foreign exchange gains and losses and impairment are recognised in profit or loss. Any gain or loss on derecognition is recognised in profit or loss.
Debt investments at FVOCI	These assets are subsequently measured at fair value. Interest income under the effective interest method, foreign exchange gains and losses and impairment are recognised in profit or loss. Other net gains and losses are recognised in OCI. On derecognition, gains and losses accumulated in OCI are reclassified to profit or loss.
Equity investments at FVOCI	These assets are subsequently measured at fair value. Dividends are recognised as income in profit or loss unless the dividend clearly represents a recovery of part of the cost of the investment. Other net gains and losses are recognised in OCI and are not reclassified to profit or loss.

Financial liabilities: Classification, subsequent measurement and gains and losses

Financial liabilities are classified as measured at amortised cost or FVTPL. A financial liability is classified as at FVTPL if it is classified as held-for-trading, or it is a derivative or it is designated as such on initial recognition. Financial liabilities at FVTPL are measured at fair value and net gains and losses, including any interest expense, are recognised in profit or loss. Other financial liabilities are subsequently measured at amortised cost using the effective interest method. Interest expense and foreign exchange gains and losses are recognised in profit or loss. Any gain or loss on derecognition is also recognised in profit or loss.

iii. *Derecognition*

Financial assets

The Company derecognises a financial asset when the contractual rights to the cash flows from the financial asset expire, or it transfers the rights to receive the contractual cash flows in a transaction in which substantially all of the risks and rewards of ownership of the financial asset are transferred or in which the Company neither transfers nor retains substantially all of the risks and rewards of ownership and does not retain control of the financial asset.

If the Company enters into transactions whereby it transfers assets recognised on its balance sheet but retains either all or substantially all of the risks and rewards of the transferred assets, the transferred assets are not derecognized.



SAMHI JV Business Hotels Private Limited
Notes to the financial statements for the year ended 31 March 2023
(All amounts in Rupees millions, unless otherwise stated)

Financial liabilities

The Company derecognises a financial liability when its contractual obligations are discharged or cancelled or expire.

The Company also derecognises a financial liability when its terms are modified and the cash flows under the modified terms are substantially different. In this case, a new financial liability based on the modified terms is recognised at fair value. The difference between the carrying amount of the financial liability extinguished and the new financial liability with modified terms is recognised in profit or loss.

iv. Offsetting

Financial assets and financial liabilities are offset and the net amount presented in the balance sheet when, and only when, the Company currently has a legally enforceable right to set off the amounts and it intends either to settle them on a net basis or to realise the asset and settle the liability simultaneously.

v. Interest free loans

The Company has provided interest free loan to its holding company. Such interest free loans are measured at fair values determined using a present value technique with inputs that include future cash flows and discount rates that reflect assumptions that market participants would apply in pricing such loans. The difference between the transaction price and the fair value of such loans has been debited to other equity in the books of the Company. The loan component is subsequently measured at amortised costs and interest income is recognised using effective interest rate method.

vi. Non-convertible debentures

The Company has issued non-convertible debentures (NCDs) which have been treated as financial liability in books and carried at amortised cost.

Further, the Company has identified the redemption right as equity component. As the risks associated with the underlying variable are not closely related to the host instrument, the equity component has been separately accounted for from the NCDs in other equity. The equity component has been fair valued through profit or loss at each balance sheet date.

vii. Modification of financial assets and liabilities

Financial assets:

If the terms of a financial asset are modified, the Company evaluates whether the cash flows of the modified asset are substantially different. If the cash flows are substantially different, then the contractual rights to cash flows from the original financial asset are deemed to have expired. In this case, the original financial asset is derecognized and a new financial asset is recognized at fair value.



SAMHI JV Business Hotels Private Limited

Notes to the financial statements for the year ended 31 March 2023

(All amounts in Rupees millions, unless otherwise stated)

If the cash flows of the modified asset carried at amortized cost are not substantially different, then the modification does not result in derecognition of the financial asset. In this case, the Company recalculates the gross carrying amount of the financial asset and recognizes the amount arising from adjusting the gross carrying amount as a modification gain or loss in profit or loss.

Financial Liabilities:

The Company derecognises a financial liability when its terms are modified, and the cash flows of the modified liability are substantially different. In this case, a new financial liability based on the modified terms is recognised at fair value. The difference between the carrying amount of the financial liability extinguished and the new financial liability with modified terms is recognised in profit or loss.

4) Impairment

A. Impairment of financial instruments

The Company recognises loss allowances for expected credit losses on financial assets measured at amortised cost.

At each reporting date, the Company assesses whether financial assets carried at amortised cost and debt securities at Fair value through profit and loss (FVTPL) are credit-impaired. A financial asset is 'credit-impaired' when one or more events that have a detrimental impact on the estimated future cash flows of the financial asset have occurred.

Evidence that a financial asset is credit-impaired includes the following observable data:

- significant financial difficulty of the borrower or issuer;
- a breach of contract such as a default or being past due for 90 days or more;
- the restructuring of a loan or advance by the Company on terms that the Company would not consider otherwise;
- it is probable that the borrower will enter bankruptcy or other financial reorganization; or
- the disappearance of an active market for a security because of financial difficulties.

The Company measures loss allowances at an amount equal to lifetime expected credit losses, except for the following, which are measured as 12 month expected credit losses

- debt securities that are determined to have low credit risk at the reporting date; and
- other debt securities and bank balances for which credit risk (i.e. the risk of default occurring over the expected life of the financial instrument) has not increased significantly since initial recognition.

Loss allowances for trade receivables are always measured at an amount equal to lifetime expected credit losses.

Lifetime expected credit losses are the expected credit losses that result from all possible default events over the expected life of a financial instrument.

12-month expected credit losses are the portion of expected credit losses that result from default events that are possible within 12 months after the reporting date (or a shorter period if the expected life of the instrument is less than 12 months).



SAMHI JV Business Hotels Private Limited
Notes to the financial statements for the year ended 31 March 2023
(All amounts in Rupees millions, unless otherwise stated)

In all cases, the maximum period considered when estimating expected credit losses is the maximum contractual period over which the Company is exposed to credit risk.

When determining whether the credit risk of a financial asset has increased significantly since initial recognition and when estimating expected credit losses, the Company considers reasonable and supportable information that is relevant and available without undue cost or effort. This includes both quantitative and qualitative information and analysis, based on the Company's historical experience and informed credit assessment and including forward- looking information.

Measurement of expected credit losses

Expected credit losses are a probability-weighted estimate of credit losses. Credit losses are measured as the present value of all cash shortfalls (i.e. the difference between the cash flows due to the Company in accordance with the contract and the cash flows that the Company expects to receive).

As a practical expedient, the Company uses a provision matrix to determine impairment loss allowance on portfolio of its trade receivables. The provision matrix is based on its historically observed default rates over the expected life of the trade receivables and is adjusted for forward-looking estimates. At every reporting date, the historical observed default rates are updated and changes in the forward-looking estimates are analysed.

Presentation of allowance for expected credit losses in the balance sheet

Loss allowances for financial assets measured at amortised cost are deducted from the gross carrying amount of the assets.

For debt securities at FVOCI, the loss allowance is charged to profit or loss and is recognised in OCI.

Write-off

The gross carrying amount of a financial asset is written off (either partially or in full) to the extent that there is no realistic prospect of recovery. This is generally the case when the Company determines that the debtor does not have assets or sources of income that could generate sufficient cash flows to repay the amounts subject to the write- off. However, financial assets that are written off could still be subject to enforcement activities in order to comply with the Company's procedures for recovery of amounts due.

B. Impairment of non-financial assets

The carrying amounts of assets are reviewed at each reporting date if there is any indication of impairment based on internal/external factors. If any such indication exists, then the asset's recoverable amount is estimated.

The recoverable amount is the greater of the asset's (or cash generating unit's) fair value less costs to sell and value in use. In assessing value in use, the estimated future cash flows are discounted to their present



SAMHI JV Business Hotels Private Limited

Notes to the financial statements for the year ended 31 March 2023

(All amounts in Rupees millions, unless otherwise stated)

value using a pre-tax discount rate that reflects current market assessments of the time value of money and risks specific to the asset (or cash generating unit (CGU)).

An impairment loss is recognised if the carrying amount of an asset or CGU exceeds its estimated recoverable amount. Impairment losses are recognised in the Statement of Profit and Loss. Impairment loss recognised in respect of a CGU is allocated first to reduce the carrying amount of any goodwill allocated, if any to the CGU, and then to reduce the carrying amounts of the other assets of the CGU (or group of CGUs) on a pro rata basis.

An impairment loss in respect of goodwill is not subsequently reversed. In respect of other assets for which impairment loss has been recognised in prior periods, the Company reviews at each reporting date whether there is any indication that the loss has decreased or no longer exists. An impairment loss is reversed if there has been a change in the estimates used to determine the recoverable amount. Such a reversal is made only to the extent that the asset's carrying amount does not exceed the carrying amount that would have been determined net of depreciation or amortisation, if no impairment loss had been recognised.

5) Inventories

Inventories which comprise stock of food and beverages is carried at the lower of cost and net realisable value. Cost of inventories comprises all costs of purchase and other costs incurred in bringing the inventory to their present location and condition. In determining the cost, first in first out ("FIFO") method is used. Net realisable value is the estimated selling price in the ordinary course of business, less estimated costs of completion and the estimated costs to make the sale.

6) Government grants and subsidies

Grants and subsidies from the government are recognised when there is reasonable assurance that (i) the Company will comply with the conditions attached to them, and (ii) the grant/subsidy will be received.

Export Promotion Capital Goods Scheme

The grant or subsidy received to compensate the import cost of assets, subject to an export obligation is recognised in the Statement of Profit and Loss in ratio of fulfilment of associated export obligations.

Service Exports from India Scheme (SEIS)

The scheme entitles the Company to receive SEIS licenses basis the annual earnings in foreign currency. These licenses can be utilised by the Company or sold in the market. The grant is recognised in the Statement of Profit and Loss on an accrual basis at realizable value.

7) Provisions

A provision is recognized when the Company has a present obligation as a result of past event and it is probable that an outflow of resources embodying economic benefits will be required to settle the obligation, in respect of which a reliable estimate can be made of the amount of the obligation.



SAMHI JV Business Hotels Private Limited
Notes to the financial statements for the year ended 31 March 2023
(All amounts in Rupees millions, unless otherwise stated)

If the effect of the time value of money is material, provisions are determined by discounting the expected future cash flows at a pre-tax rate that reflects current market assessments of the time value of money and the risks specific to the liability. The unwinding of the discount is recognised as finance cost. Provisions are reviewed by the management at each reporting date and adjusted to reflect the current best estimates at each reporting date.

8) Contingent liabilities

A contingent liability is a possible obligation that arises from past events whose existence will be confirmed by the occurrence or non-occurrence of one or more uncertain future events beyond the control of the Company or a present obligation that is not recognised because it is not probable that an outflow of resources will be required to settle the obligation, or a present obligation whose amount cannot be estimated reliably. The Company does not recognize a contingent liability but discloses its existence in the financial statements.

9) Borrowing costs

Borrowing costs are interest and other costs (including exchange differences arising from foreign currency borrowings to the extent that they are regarded as an adjustment to interest costs) incurred by the Company in connection with the borrowing of funds. Borrowing costs directly attributable to acquisition and/or construction of an asset which necessarily take a substantial period of time to get ready for their intended use are capitalised as part of cost of that asset. Capitalisation of borrowing costs is suspended in the period during which active development is delayed due to interruption, other than temporary interruption. Other borrowing costs are recognised as an expense in the Statement of Profit and Loss in the period in which they are incurred.

10) Employee benefits

(a) Short-term employee benefits

Employee benefits payable wholly within twelve months of receiving employee services are classified as short-term employee benefits. These benefits include salaries and wages, short-term bonus and ex-gratia. The undiscounted amount of short-term employee benefits to be paid in exchange for employee services is recognised as an expense as the related service is rendered by employees.

(b) Post-employment benefits

Defined contribution plan – Provident fund and Employee state insurance

A defined contribution plan is a post-employment benefit plan under which an entity pays specified contributions and has no obligation to pay any further amounts. Provident fund scheme and employee state insurance are defined contribution schemes. The Company makes specified monthly contributions towards these schemes. The Company's contributions are recorded as an expense in the statement of profit and loss during the period in which the employee renders the related service. If the contribution already paid is less than the contribution payable under the scheme for service received before the balance sheet date, the deficit



SAMHI JV Business Hotels Private Limited
Notes to the financial statements for the year ended 31 March 2023
(All amounts in Rupees millions, unless otherwise stated)

payable under the scheme is recognized as a liability after deducting the contribution already paid. If the contribution already paid exceeds the contribution due for services received before the balance sheet date, then excess is recognized as an asset to the extent that the pre-payment will lead to a reduction in future payment or a cash refund.

Defined benefit plan – Gratuity

The Company's gratuity scheme is a defined benefit plan. The present value of obligations under such defined benefit plans are determined based on actuarial valuation carried out by an independent actuary using the Projected Unit Credit Method, which recognizes each period of service as giving rise to an additional unit of employee benefit entitlement and measures each unit separately to build up the final obligation.

The obligation is measured at the present value of estimated future cash flows. The discount rates used for determining the present value of obligation under defined benefit plans, are based on the market yields on government securities as at the balance sheet date, having maturity period approximating to the terms of related obligations.

Remeasurement gains and losses arising from experience adjustments and changes in actuarial assumptions are recognized in the period in which they occur, directly in other comprehensive income and are never reclassified to profit or loss. Changes in the present value of the defined benefit obligation resulting from plan amendments or curtailments are recognized immediately in the profit or loss as past service cost.

(c) Other long-term employee benefit obligations – Compensated absences

The employees can carry-forward a portion of the unutilized accrued compensated absences and utilize it in future service periods or receive cash compensation on termination of employment. Since the compensated absences do not fall due wholly within twelve months after the end of the period in which the employees render the related service and are also not expected to be utilized wholly within twelve months after the end of such period, the benefit is classified as a long-term employee benefit. The Company records an obligation for such compensated absences in the period in which the employee renders the services that increase this entitlement. The obligation is measured on the basis of independent actuarial valuation using the projected unit credit method. Re measurements as a result of experience adjustments and changes in actuarial assumptions are recognized in the profit or loss.

11) Revenue recognition

Revenue is recognized at an amount that reflects the consideration to which the Company expects to be entitled in exchange for transferring the goods or services to a customer i.e., on transfer of control of the goods or service to the customer. Revenue is net of indirect taxes and discounts.

Contract asset represents the Company's right to consideration in exchange for services that the Company has transferred to a customer when that right is conditioned on something other than the passage of time.

When there is unconditional right to receive cash, and only passage of time is required to do invoicing, the same is presented as Unbilled revenue.



SAMHI JV Business Hotels Private Limited

Notes to the financial statements for the year ended 31 March 2023

(All amounts in Rupees millions, unless otherwise stated)

A contract liability is recognized if a payment is received or a payment is due (whichever is earlier) from a customer before the Company transfers the related goods or services and the Company is under an obligation to provide only the goods or services under the contract. Contract liabilities are recognized as revenue when the Company performs under the contract (i.e., transfers control of the related goods or services to the customer).

The specific recognition criteria described below must also be met before revenue is recognized:

Room revenue, sale of food and beverages and recreation services

Revenue is recognized at the transaction price that is allocated to the performance obligation. Revenue comprises room revenue, sale of food and beverages, recreation and other services relating to hotel operations. Revenue is recognised upon rendering of the services and sale of food and beverages which is recognised once the rooms are occupied, food and beverages are sold and other services have been provided as per the contract with the customer.

12) Recognition of dividend income, interest income or expense

Dividend income is recognised in profit or loss on the date on which the Company's right to receive payment is established.

Interest income or expense is recognised using the effective interest method.

The 'effective interest rate' is the rate that exactly discounts estimated future cash payments or receipts through the expected life of the financial instrument to:

- the gross carrying amount of the financial asset; or
- the amortised cost of the financial liability.

In calculating interest income and expense, the effective interest rate is applied to the gross carrying amount of the asset (when the asset is not credit-impaired) or to the amortised cost of the liability. However, for financial assets that have become credit-impaired subsequent to initial recognition, interest income is calculated by applying the effective interest rate to the amortised cost of the financial asset. If the asset is no longer credit-impaired, then the calculation of interest income reverts to the gross basis.

13) Foreign currency translation

Transactions and balances

Foreign currency transactions are translated into the functional currency using the exchange rates at the dates of the transactions. Foreign exchange gains and losses resulting from the settlement of such transactions and from the translation of monetary assets and liabilities denominated in foreign currencies at year end exchange rates are generally recognised in the Statement of Profit and Loss.

Foreign exchange differences regarded as an adjustment to borrowing costs are presented in the profit or loss, within finance costs. All other foreign exchange gains and losses are presented in the profit or loss on a net basis.



SAMHI JV Business Hotels Private Limited

Notes to the financial statements for the year ended 31 March 2023

(All amounts in Rupees millions, unless otherwise stated)

14) Income taxes

Income tax comprises current tax and deferred tax. It is recognised in profit or loss except to the extent that it relates to an item recognised directly in equity or in other comprehensive income.

Current tax

Current tax comprises the expected tax payable or receivable on the taxable income or loss for the year and any adjustment to the tax payable or receivable in respect of previous years. The amount of current tax reflects the best estimate of the tax amount expected to be paid or received after considering the uncertainty, if any, related to income taxes. It is measured using tax rates (and tax laws) enacted or substantively enacted by the reporting date.

Current tax assets and current tax liabilities are offset only if there is a legally enforceable right to set off the recognised amounts, and it is intended to realise the asset and settle the liability on a net basis or simultaneously.

Deferred tax

Deferred tax is recognised in respect of temporary differences between the carrying amounts of assets and liabilities for financial reporting purposes and the corresponding amounts used for taxation purposes. Deferred tax is also recognised in respect of carried forward tax losses and tax credits.

Deferred tax is not recognised for

- temporary differences arising on the initial recognition of assets or liabilities in a transaction that is not a business combination and that affects neither accounting nor taxable profit or loss at the time of the transaction;
- taxable temporary differences arising on the initial recognition of goodwill.

Deferred tax assets are recognised to the extent that it is probable that future taxable profits will be available against which they can be used. The existence of unused tax losses is strong evidence that future taxable profit may not be available. Therefore, in case of a history of recent losses, the Company recognises a deferred tax asset only to the extent that it has sufficient taxable temporary differences or there is convincing other evidence that sufficient taxable profit will be available against which such deferred tax asset can be realised. Deferred tax assets – unrecognised or recognised, are reviewed at each reporting date and are recognised/reduced to the extent that it is probable/ no longer probable respectively that the related tax benefit will be realised.

Deferred tax is measured at the tax rates that are expected to apply to the period when the asset is realised or the liability is settled, based on the laws that have been enacted or substantively enacted by the reporting date.

The measurement of deferred tax reflects the tax consequences that would follow from the manner in which the Company expects, at the reporting date, to recover or settle the carrying amount of its assets and liabilities.

Deferred tax assets and liabilities are offset if there is a legally enforceable right to offset current tax liabilities and assets and Company intend to settle current tax liabilities and assets on a net basis or such tax assets and liabilities will be realised simultaneously.



SAMHI JV Business Hotels Private Limited
Notes to the financial statements for the year ended 31 March 2023
(All amounts in Rupees millions, unless otherwise stated)

15) Segment reporting

Operating segments are reported in a manner consistent with the internal reporting provided to the chief operating decision maker (CODM).

Identification of segment

In accordance with Ind AS 108, "Operating Segments", the operating segments used to present segment information are identified on the basis of information reviewed by the CODM to allocate resources to the segments and assess their performance. An operating segment is a component of the Company that engages in business activities from which it earns revenues and incurs expenses, including revenues and expenses that relate to transactions with any of the Company's other components.

16) Earnings per share

Basic earnings per share are calculated by dividing the profit or loss for the period attributable to equity shareholders by the weighted average number of shares outstanding during the period.

For the purpose of calculating diluted earnings per share, the profit or loss for the period attributable to equity shareholders and the weighted average number of shares outstanding during the period are adjusted for the effects of all dilutive potential equity shares, except where the results would be anti - dilutive.

17) Cash and cash equivalents

Cash and cash equivalents comprises of cash at banks and on hand, cheques on hand and short-term, deposits with an original maturity of three months or less, which are subject to an insignificant risk of changes in value.

18) Measurement of earnings before finance costs, depreciation and amortisation and tax (EBITDA)

The Company has elected to present earnings before finance costs, depreciation and amortisation and tax (EBITDA) as a separate line item on the face of the Statement of Profit and Loss. The Company measures EBITDA on the face of profit/ (loss) from continuing operations. In the measurement, the Company does not include finance costs, depreciation and amortisation expense and tax expense.

19) Exceptional items

On certain occasions, the size, type or incidence of an item of income or expense, pertaining to the ordinary activities of the Company is such that its disclosure improves the understanding of the performance of the Company. Such income or expense is classified as an exceptional item and accordingly, disclosed in the financial statements.



3 Property, plant and equipment

Reconciliation of carrying amount

	Freehold land	Computers and accessories	Buildings	Plant and machinery	Furnitures and fixtures	Vehicles	Office equipment	Total
Gross carrying amount								
Balance as at 1 April 2021	1,029.00	51.97	1,288.66	477.80	251.66	15.84	30.64	3,145.57
Additions during the year	-	-	-	-	-	-	-	-
Balance as at 31 March 2022	1,029.00	51.97	1,288.66	477.80	251.66	15.84	30.64	3,145.57
Additions during the year	-	4.87	-	0.53	-	-	0.27	5.67
Balance as at 31 March 2023	1,029.00	56.84	1,288.66	478.33	251.66	15.84	30.91	3,151.24
Accumulated depreciation								
Balance as at 1 April 2021	-	49.15	259.03	166.85	175.20	9.91	29.03	689.17
Depreciation charge for the year	-	0.14	48.77	31.75	23.21	1.88	0.10	105.85
Balance as at 31 March 2022	-	49.29	307.80	198.60	198.41	11.79	29.13	795.02
Depreciation charge for the year	-	0.60	48.77	31.76	23.21	1.89	0.01	106.24
Balance as at 31 March 2023	-	49.89	356.57	230.36	221.62	13.68	29.14	901.26
Net carrying amount								
Balance as at 31 March 2022	1,029.00	2.68	980.86	279.20	53.25	4.05	1.51	2,350.55
Balance as at 31 March 2023	1,029.00	6.95	932.09	247.97	30.04	2.16	1.77	2,249.98

(i) Refer to Note 19 and Note 22 for information on property, plant and equipment pledged as security by the Company.


(ii) Refer to Note 44 for details regarding the title deeds of immovable property of the Company.

(iii) Refer to Note 47 for disclosures in relation to impairment of assets.

4 Intangible assets

Reconciliation of carrying amount

	Computer software	Total
Gross carrying amount		
Balance as at 1 April 2021	19.77	19.77
Additions during the year	-	-
Balance as at 31 March 2022	19.77	19.77
Additions during the year	-	-
Balance as at 31 March 2023	19.77	19.77
Accumulated amortisation		
Balance as at 1 April 2021	18.30	18.30
Amortisation for the year	0.40	0.40
Balance as at 31 March 2022	18.70	18.70
Amortisation for the year	1.07	1.07
Balance as at 31 March 2023	19.77	19.77
Net carrying amount		
Balance as at 31 March 2022	1.07	1.07
Balance as at 31 March 2023	-	-



5 Non-current financial assets - Loans
(Unsecured, considered good)

Loan to related party
Loan to holding company

As at 31 March 2023	As at 31 March 2022
1,460.09	1,317.88
<u>1,460.09</u>	<u>1,317.88</u>

Interest free loan

As on 31 March 2023, the Company has provided interest free loan to holding company amounting to INR 431.62 (31 March 2022 - INR 384.72) which is repayable at any date after 31 December 2030 as per mutual consent of the Company and the holding company. The loan is provided in Indian Rupees. These loans were advanced to holding company for meeting project expenses and business purpose requirements.

Interest bearing loan

As on 31 March 2023, the Company has provided loan to holding company amounting to INR 1,028.47 (31 March 2022 - INR 933.16) including accrued interest of INR 124.93 (31 March 2022 - INR 29.62) which is repayable after 3 years from the date of first disbursement i.e. 21 January 2022. The loan is given at interest rate of 19.50% p.a. The loan is provided in Indian Rupees. These loans were advanced to holding company for meeting project expenses and business purpose requirements.

Loans and advances to specified person

Name of Borrower	As at 31 March 2023	% to total loan & advances	As at 31 March 2022	% to total loan & advances
SAMHI Hotels Limited (Holding Company)	1,460.09	100%	1,317.88	100%

6 Non-current financial assets - Others
(Unsecured, considered good)

Bank deposits (due to mature after 12 months from the reporting date)*#
Security deposits

As at 31 March 2023	As at 31 March 2022
36.99	8.89
5.98	5.95
<u>42.97</u>	<u>14.84</u>

* Includes interest accrued on bank deposits amounting to INR 0.71 (31 March 2022 - INR 0.54)

Includes bank deposits under lien amounting to INR 36.16 (31 March 2022 - INR 8.16)

7 Income tax assets (net)

Tax deducted at source

As at 31 March 2023	As at 31 March 2022
11.03	7.29
<u>11.03</u>	<u>7.29</u>

8 Income tax

A: The major components of income tax expense/(income) are

Recognised in profit or loss

Current tax
Deferred tax

For the year ended 31 March 2023	For the year ended 31 March 2022
-	-
-	-
<u>-</u>	<u>-</u>
For the year ended 31 March 2023	For the year ended 31 March 2022
-	-
<u>-</u>	<u>-</u>

Recognised in Other comprehensive income

Income tax on other comprehensive income

B. Reconciliation of effective tax rate (tax expense and the accounting profit multiplied by Company's domestic tax rate)

	For the year ended 31 March 2023		For the year ended 31 March 2022	
	%	Amount	%	Amount
Loss before tax		(893.16)		(583.65)
Tax using the Company's domestic tax rate	25.17	(224.79)	25.17	(146.89)
Tax effect of:				
Non recognition of deferred taxes on temporary differences	(57.29)	511.66	10.10	(58.93)
Non-deductible expenses	(0.04)	0.39	(0.33)	1.91
Non-convertible debentures (PIK obligation recognised through equity)	29.40	(262.58)	(37.85)	220.92
Others	2.76	(24.68)	2.91	(17.01)
Effective tax rate	-	-	-	-



C. Deferred tax assets/liabilities

Deferred tax assets

Unabsorbed business losses and depreciation	
Loss allowance for trade receivables	
Loan to holding company	
Disallowance under Section 43B of the Income tax Act, 1961 (for accrued interest)	
Provision for employee benefits	

Deferred tax liabilities

Property, plant and equipment and intangible assets	
Non convertible debentures	
Others	

Deferred tax assets (net)

Deferred tax assets/(liabilities) recognised*

	As at 31 March 2023	As at 31 March 2022
	725.74	413.58
	1.55	0.34
	157.08	168.89
	-	37.89
	1.39	3.55
	885.76	624.24
	161.38	161.70
	-	248.23
	0.40	1.99
	161.78	411.92
	723.98	212.32
	-	-

* As at year end, the Company has significant unabsorbed depreciation and carry forward business losses as per Income-tax Act, 1961. In view of absence of reasonable certainty of sufficient future taxable profits, deferred tax assets has been recognized to the extent of deferred tax liabilities only.

D. Movement in temporary differences

31 March 2023

Particulars	Balance as at 1 April 2022 (A)	Deferred tax on differences generated but not recognised during the year (B)	Balance as at 31 March 2023 (C=A+B)
Deferred tax assets			
Unabsorbed business loss and depreciation	413.58	312.16	725.74
Disallowance under Section 43B of the Income tax Act, 1961 (for accrued interest)	37.89	(37.89)	-
Loss allowance for trade receivables	0.34	1.21	1.55
Loan to holding company	168.89	(11.81)	157.08
Provision for employee benefits	3.55	(2.16)	1.39
	624.24	261.52	885.76
Deferred tax liabilities			
Property, plant and equipment and intangible assets	(161.70)	0.33	(161.38)
Non-convertible debentures	(248.23)	248.23	-
Others	(1.99)	1.58	(0.40)
	(411.92)	250.14	(161.78)
Net deferred tax asset	212.32	511.66	723.98

31 March 2022

Particulars	Balance as at 1 April 2021 (A)	Deferred tax on differences generated but not recognised during the year (B)	Balance as at 31 March 2022 (C=A+B)
Deferred tax assets			
Unabsorbed business loss and depreciation	119.88	293.70	413.58
Disallowance under Section 43B of the Income tax Act, 1961 (for accrued interest)	125.63	(87.74)	37.89
Loss allowance for trade receivables	0.31	0.04	0.34
Loan to holding company	180.47	(11.58)	168.89
Provision for employee benefits	3.68	(0.13)	3.55
	429.95	194.29	624.24
Deferred tax liabilities			
Property, plant and equipment and intangible assets	(158.70)	(3.00)	(161.70)
Non-convertible debentures	-	(248.23)	(248.23)
Others	-	(1.99)	(1.99)
	(158.70)	(253.22)	(411.92)
Net deferred tax asset	271.25	(58.93)	212.32



E. Tax losses carried forward

Tax losses for which no deferred tax asset was recognised with expiry date are as follows:

	As at 31 March 2023	
	Amount	Expiry period (FY)
Business loss	253.91	2028-29
Business loss	1,075.06	2029-30
Business loss	1,036.16	2030-31
Unabsorbed depreciation	518.20	Never expire

	As at 31 March 2022	
	Amount	Expiry period (FY)
Business loss	253.91	2028-29
Business loss	977.00	2029-30
Unabsorbed depreciation	412.21	Never expire

	As at 31 March 2023	As at 31 March 2022
	9 Other non-current assets <i>(Unsecured, considered good)</i>	
Capital advances	2.25	-
Advances other than capital advances		
Prepaid expenses	0.37	0.45
	<u>2.62</u>	<u>0.45</u>



10 Inventories
(valued at the lower of cost and net realisable value)

Food and beverages

As at 31 March 2023	As at 31 March 2022
5.10	4.55
5.10	4.55

11 Current financial assets - Trade receivables
(Unsecured)

Trade receivables
-Considered good
-Credit impaired
Unbilled revenue *
-Considered good

Less : Loss allowance

As at 31 March 2023	As at 31 March 2022
64.04	26.85
1.49	1.36
15.33	14.40
80.86	42.61
(6.15)	(1.36)
74.71	41.25

* Net of advance from customers of INR 4.24 (31 March 2022 - INR 3.98)

- a) The Company's exposure to credit and currency risks, and loss allowances related to trade receivables are disclosed in Note 37.
b) For receivables secured against borrowings, refer to Note 19 and Note 22.

Trade receivable ageing schedule

As at 31 March 2023

Particulars	Outstanding for following periods from date of transaction						Total
	Unbilled Revenue	Less than 6 months	6 months - 1 year	1 - 2 years	2 - 3 years	More than 3 years	
(i) Undisputed Trade receivables – considered good	15.33	40.79	18.81	3.19	0.07	1.18	79.37
(ii) Undisputed Trade receivables – credit impaired	-	-	-	0.62	0.19	0.68	1.49
Total	15.33	40.79	18.81	3.81	0.26	1.86	80.86

As at 31 March 2022

Particulars	Outstanding for following periods from date of transaction						Total
	Unbilled Revenue	Less than 6 months	6 months - 1 year	1 - 2 years	2 - 3 years	More than 3 years	
(i) Undisputed Trade receivables – considered good	14.40	21.41	4.61	0.81	-	-	41.25
(ii) Undisputed Trade receivables – credit impaired	-	-	0.47	0.35	-	0.54	1.36
Total	14.40	21.41	5.08	1.18	-	0.54	42.61

The Company does not have any disputed trade receivables as at 31 March 2023 and 31 March 2022.



12 Current financial assets - Cash and cash equivalents	As at 31 March 2023	As at 31 March 2022
Cash on hand	0.28	0.63
Balances with banks		
- on current accounts	50.51	123.64
	<u>50.79</u>	<u>124.27</u>
13 Current financial assets - Bank balances other than cash and cash equivalents above	As at 31 March 2023	As at 31 March 2022
Bank deposits (original maturity of more than 3 months but less than 12 months) *#	-	2.92
	<u>-</u>	<u>2.92</u>
* Includes interest accrued on bank deposits amounting to INR Nil (31 March 2022 - INR 0.60)		
# Includes bank deposits under lien amounting to INR Nil (31 March 2022 - INR 2.32)		
14 Current financial assets - Others (Unsecured, considered good)	As at 31 March 2023	As at 31 March 2022
Bank deposits (due to mature within 12 months of the reporting date)	50.00	-
Security deposits	2.61	2.87
Other receivables*	2.77	3.18
	<u>55.38</u>	<u>6.05</u>
* Refer Note 36 for related party balances.		
15 Other current assets (Unsecured, considered good)	As at 31 March 2023	As at 31 March 2022
Staff advance	0.14	0.04
Advance to suppliers	2.08	0.60
Balance with statutory authorities	30.91	19.95
Prepaid expenses #	6.90	5.55
Other advances	0.34	5.03
	<u>40.37</u>	<u>31.17</u>
# includes current portion of non-current prepaid expenses amounting to INR 0.15 (31 March 2022 - INR 1.13).		



16 Equity share capital

	As at 31 March 2023		As at 31 March 2022	
	Number of shares	Amount	Number of shares	Amount
Authorised share capital				
Equity shares of INR 10 each	130,000,000	1,300.00	130,000,000	1,300.00
Issued, subscribed and fully paid up				
Equity shares of INR 10 each	124,780,000	1,247.80	124,780,000	1,247.80
	124,780,000	1,247.80	124,780,000	1,247.80

a) Reconciliation of the equity shares outstanding at the beginning and at the end of reporting year

	For the year ended 31 March 2023		For the year ended 31 March 2022	
	Number of shares	Amount	Number of shares	Amount
Issued, subscribed and fully paid up				
At the beginning of the year	124,780,000	1,247.80	124,780,000	1,247.80
Balance at the end of the year	124,780,000	1,247.80	124,780,000	1,247.80

b) Rights, preferences and restrictions attached to equity shares

The Company has only one class of equity shares having the par value of INR 10 per share. Each holder of equity share is entitled to one vote per share. The equity shares are entitled to receive dividend as and when declared. In the event of liquidation of the Company, the holder of equity shares will be entitled to receive remaining assets of the Company, after distribution of all preferential amounts. The distribution will be in proportion to the number of equity shares held by the shareholders.

c) Shares held by holding/ultimate holding company and/ or their subsidiaries/ associates

Name of shareholder	As at 31 March 2023		As at 31 March 2022	
	Number of shares	Amount	Number of shares	Amount
Equity shares of INR 10 each SAMHI Hotels Limited (Holding Company)*	124,780,000	1,247.80	124,780,000	1,247.80

d) Details of shareholders holding more than 5% equity shares

Name of shareholder	As at 31 March 2023		As at 31 March 2022	
	Number of shares	% of holding	Number of shares	% of holding
Equity shares of INR 10 each SAMHI Hotels Limited, Holding Company *	124,780,000	100%	124,780,000	100%

*1 equity share is held by Mr. Gysna Das as a nominee shareholder.

e) No shares have been allotted without payment of cash or by way of bonus shares or bought back during the period of five years immediately preceding the Balance Sheet date.

f) Details of promoters shareholding as at year end

As at 31 March 2023

S No.	Promoter	No. of shares at the beginning of the year	Change during the year	No. of shares at the end of the year	% of Total Shares	% change during the year
1	SAMHI Hotels Limited (Holding Company)	124,780,000	-	124,780,000	100%	-

As at 31 March 2022

S No.	Promoter	No. of shares at the beginning of the year	Change during the year	No. of shares at the end of the year	% of Total Shares	% change during the year
1	SAMHI Hotels Limited (Holding Company)	124,780,000	-	124,780,000	100%	-

17 Other equity

	As at 31 March 2023	As at 31 March 2022
Capital reserve	32.44	32.44
Retained earnings	(2,034.54)	(1,141.39)
Concessional interest component of loan to holding company	(610.54)	(610.54)
Equity component of convertible PLK obligation	806.20	863.30
	(1,806.44)	(856.19)

a) Retained earnings

	As at 31 March 2023	As at 31 March 2022
Balance at the beginning of the year	(1,141.39)	(557.55)
Loss for the year	(893.16)	(583.65)
Transfer from other comprehensive income	0.01	(0.19)
Balance at the end of the year	(2,034.54)	(1,141.39)

Retained earnings represent the amount of accumulated losses of the Company.

b) Concessional interest component of loan to holding company

	As at 31 March 2023	As at 31 March 2022
Balance at the beginning of the year	(610.54)	(610.54)
Balance at the end of the year	(610.54)	(610.54)

This represents the concessional interest component of the interest free loans given to SAMHI Hotels Limited, the Holding Company.

c) Other comprehensive income

	As at 31 March 2023	As at 31 March 2022
Balance at the beginning of the year	-	-
Remeasurements of defined benefit liability/asset (net of tax)	0.01	(0.19)
Transferred to retained earnings	(0.01)	0.19
Balance at the end of the year	-	-

Remeasurements of defined benefit liability/asset comprises actuarial gains and losses.



d) Capital reserve

	As at 31 March 2023	As at 31 March 2022
Balance at the beginning of the year	32.44	28.30
Additions made during the year	-	4.14
Balance at the end of the year	<u>32.44</u>	<u>32.44</u>

This represents capital reserve recognised on gain on early repayment of loan by holding company.

e) Equity component of convertible PIK obligation

	As at 31 March 2023	As at 31 March 2022
Balance at the beginning of the year	863.30	-
Initial recognition of equity component of convertible PIK obligation	-	877.70
Net gain on fair valuation of equity component of convertible PIK obligation	(57.10)	(14.40)
Balance at the end of the year	<u>806.20</u>	<u>863.30</u>

This represents the fair value of convertible PIK obligation of non-convertible debentures issued during the previous year. During the current year, the Holding company has settled convertible PIK obligation through issue of 8,202,419 equity shares of SAMHI Hotels Limited (Holding Company). Also, refer to Note 19.

Valuation technique used to determine fair value

Specific valuation technique used to value convertible PIK obligation include:

- the fair value for equity component of convertible PIK obligation is calculated based on monte carlo method of valuation of the instrument (Level 3).

Details of significant unobservable inputs for measurement of fair values

Significant unobservable inputs	Inter-relationship between significant unobservable inputs and fair value		
	As at 31 March 2023	As at 31 March 2022	Remarks
Equity component of convertible PIK obligation (Other equity)			
Enterprise value of SAMHI Hotels Limited (holding company) ("EV")	-	14,197.81	The estimated fair value would increase (decrease) if the EV was higher (lower)
Risk free rate	NA	4.61%	The estimated fair value would decrease (increase) if the risk free rate was higher (lower)
Volatility rate	NA	92.20%	The estimated fair value would increase (decrease) if the volatility rate was higher (lower)

Sensitivity analysis

For the fair value of equity component of convertible PIK obligation, reasonably possible changes at the reporting date due to one of the significant unobservable inputs, holding other inputs constant, would have following effects:

31 March 2022	Profit or (loss) / Equity, net of tax	
	Increase	Decrease
Business value (5% movement)	(40.10)	40.00
Risk free rate (1% movement)	0.90	(0.90)
Volatility rate (1% movement)	(0.70)	0.70



18 Non current financial liabilities - Others

As at
31 March 2023As at
31 March 2022

Payable for capital assets

- 0.68
- 0.68

19 Non-current financial liabilities - Borrowings

As at
31 March 2023As at
31 March 2022

a) From bank (secured)

Term loan

2,708.25

-

b) From financial institution (secured)

Term loan

1,209.94

-

c) Non-convertible debentures (secured)

31 March 2023: Nil; 31 March 2022: 4,100, 19.50 % non-convertible debentures of INR 1,000,000 each

- 3,264.31

Less: Current maturities of long-term borrowings (refer note 22)

(163.04)

-

Less: Interest accrued on borrowings (refer note 24)

(7.18)


-

3,747.97 3,264.31

A. Terms and conditions

(i) Loans from bank and financial institution

Particulars	Sanctioned Amount (INR Millions)	Interest rate charged per annum		Repayment Terms	Security details
		31 March 2023	31 March 2022		
CITIBANK, N.A.	2,735.00	3 months T-bill rate + Margin (3.75%) i.e. 10.63%	-	The loan is repayable in 44 structured quarterly installments starting after 12 months from the first disbursement date i.e. 27 February 2023. Fixed mandatory payment - On or prior to 12 months from the first disbursement date, INR 300.00 to be repaid towards pro-rata prepayment of all the facilities from Citibank, N.A. and Citicorp Finance (India) Limited ("CFIL") (excluding cash credit and overdraft facilities) obtained by the Company and Co-Borrowers (Barque Hotels Private Limited and Argon Hotels Private Limited).	i) First exclusive mortgage on the Assets of borrower and Asset of Co-Borrower (Barque Hotels Private Limited and Argon Hotels Private Limited), including mortgage over leasehold rights for leased assets. ii) Hypothecation on the receivables and Bank accounts iii) 99% of share pledge of the borrowers shares and Non disposal undertaking on the balance un-pledged from Holding Company. iv) Corporate Guarantee of Holding Company
Citicorp Finance (India) Limited ("CFIL")	1,225.00	3 months T-bill rate + Margin (4.75%) i.e. 11.63%	-	The loan is repayable in 44 structured quarterly installments starting after 12 months from the first disbursement date i.e. 27 February 2023. Fixed mandatory payment - On or prior to 12 months from the first disbursement date, INR 300.00 to be repaid towards pro-rata prepayment of all the facilities from Citibank, N.A. and Citicorp Finance (India) Limited ("CFIL") (excluding cash credit and overdraft facilities) obtained by the Company and Co-Borrowers (Barque Hotels Private Limited and Argon Hotels Private Limited).	i) First exclusive mortgage on the Assets of borrower and Asset of Co-Borrower (Barque Hotels Private Limited and Argon Hotels Private Limited), including mortgage over leasehold rights for leased assets. ii) Hypothecation on the receivables and Bank accounts iii) 99% of share pledge of the borrowers shares and Non disposal undertaking on the balance un-pledged from Holding Company. iv) Corporate Guarantee of Holding Company
Piramal Enterprises Limited (earlier known as PHL Finvest Private Limited)	2,100.00	-	Primal Prime Lending Rate (PPLR) Less facility spread i.e. 14.05% p.a.	The term loan is repayable in 48 structured quarterly instalments commencing from September 2021. Accrued interest will be paid by the end of the 60th month from the first disbursement date of loan. No interest payment is required for six months from the first disbursement date of loan. Thereafter, interest to be paid at a concessional rate of 8% from the 7th month to the 36th month. Interest to be paid at PPLR less facility spread from 37th Month till end of the tenure of the loan. The loan has been repaid in full in the year ended 31 March 2022.	Loans from Piramal Enterprises Limited (earlier known as PHL Finvest Private Limited) is secured by way of: (i) First ranking pari passu charge, over property of Courtyard & Fairfield by Marriott, Bangalore ("Bangalore Project") [under entity SAMHI JV Business Hotels Private Limited] (ii) First ranking pari passu charge, over property of Sheraton, Hyderabad ("Hyderabad Project") [under entity SAMHI Hotels (Ahmedabad) Private Limited] (iii) First ranking pari passu charge, over Bangalore Project Receivables, Current Account and Project Escrow Account (iv) First ranking pari passu charge, over Hyderabad Project receivables, Current Account and Project Escrow Account (v) First ranking pari passu charge by way of 100% Share Pledge of SAMHI JV Business Hotels Private Limited (vi) First ranking pari passu charge by way of hypothecation of the Promoter Escrow Account (vii) Non-disposal undertaking from promoter ("SAMHI Hotels Limited") for 100% shares of SAMHI Hotels (Ahmedabad) Private Limited (viii) Second charge on all assets of SAMHI JV Business Hotels Private Limited



Particulars	Sanctioned Amount (INR Millions)	Interest rate charged per annum		Repayment Terms	Security details
		31 March 2023	31 March 2022		
Piramal Enterprises Limited (earlier known as PHL Finvest Private Limited)	420.00	-	13.00%	The term loan amount is repayable in 48 equal quarterly instalments after 1 year of moratorium from date of first disbursement i.e. 4 March 2021. The loan has been repaid in full in the year ended 31 March 2022.	Loans from Piramal Enterprises Limited (earlier known as PHL Finvest Private Limited) is secured by way of: (i) First ranking pari passu charge, over property of Courtyard & Fairfield by Marriott, Bangalore ("Bangalore Project") [under entity SAMHI JV Business Hotels Private Limited] (ii) First ranking pari passu charge, over property of Sheraton, Hyderabad ("Hyderabad Project") [under entity SAMHI Hotels (Ahmedabad) Private Limited] (iii) First ranking pari passu charge, over Bangalore Project Receivables, Current Account and Project Escrow Account (iv) First ranking pari passu charge, over Hyderabad Project receivables, Current Account and Project Escrow Account (v) First ranking pari passu charge by way of 100% Share Pledge of SAMHI JV Business Hotels Private Limited (vi) First ranking pari passu charge by way of hypothecation of the Promoter Escrow Account (vii) Non-disposal undertaking from promoter ("SAMHI Hotels Limited") for 100% shares of SAMHI Hotels (Ahmedabad) Private Limited (viii) Second charge on all assets of SAMHI JV Business Hotels Private Limited

(ii) Non-convertible debentures (NCDs)

1. On 19 January 2022, Debenture Trust Deed ('DTD') was executed between SAMHI JV Business Hotels Private Limited ('SAMHI JV'), SAMHI Hotels Limited ('holding company') and Vistra ITCL (India) Limited ('Debenture Trustee'). Basis aforesaid Debenture Trust Deed, during the financial year ended 31 March 2022, SAMHI JV has issued 4,100 unlisted, secured, redeemable, non-convertible debentures of a face value of INR 1,000,000 each, aggregating to INR 4,100 on a private placement basis to Sarvara Investment Fund I on the terms and conditions set out in DTD.

2. These non-convertible debentures are secured by following:

a) a first ranking mortgage on all immovable assets of SAMHI JV, both present and future, including the SAMHI JV's properties at Bengaluru.

b) a first ranking charge on all the movable assets (current, non-current and movable fixed assets) of the SAMHI JV, both present and future, including but not limited to:

i) movable properties including plant and machinery, machine spares, tools and accessories, furniture, fixtures, vehicle and other non-current assets;

ii) the permitted investments which includes government securities, fixed deposits in any scheduled commercial bank in India, which is not a lender to the Group, liquid mutual fund debt schemes.

iii) intangible assets,

iv) all current assets of SAMHI JV, including but not limited to the receivables of the SAMHI JV including cash in hand, investments classified as "held for trading", raw materials, consumable stores and spares, book debts, operating cash flow and stock in trade, and

v) all investments and bank accounts of SAMHI JV and monies lying therein.

c) a first ranking exclusive charge over all rights and receivables of the Holding Company which includes all amounts receivable by the Holding Company (whether as operational payments or otherwise) from SAMHI JV.

d) a first ranking exclusive pledge over the shares and securities constituting 100% shareholding held by the Holding Company.

e) the Corporate Guarantees provided by Barque Hotels Private Limited and Paulmech Hospitality Private Limited in favour of debenture trustee.

f) all encumbrances created or to be created to secure the Barque Hotels Private Limited Debentures (Barque Debentures), ranking pari passu inter-se the SAMHI JV Debentures and the Barque Debentures, other than the Promoter Guarantee issued by SAMHI Hotels Limited (Promoter) for securing the Barque Debentures.

3. As per Debenture Trust Deed, return on non-convertible debentures is sum of Cash PIK and Convertible PIK.

(i) At all times during the tenure of non-convertible debentures, the debenture holder is entitled to a minimum IRR of not less than 21.34% per annum (i.e. 19.5% per annum compounded monthly).

(ii) Cash PIK is an amount that would give the debenture holder a return equal to 14.50% p.a. compounded monthly during the term of debentures. Cash PIK obligation on non-convertible debentures is to be serviced at 1.00% p.a. payable monthly for the first 6 months, at 3.50% p.a. payable monthly from the commencement of 7th month until the expiry of 12 months and at 14.50% p.a. payable monthly for balance term of 3 years (to the extent applicable) and remaining obligation on redemption of debentures.

(iii) Convertible PIK is portion of accrued interest on the non-convertible debentures that will be converted into equity shares of SAMHI Hotels Limited (Holding Company) in accordance with the SAMHI shares allotment agreement dated 19 January 2022 between SAMHI JV, holding company and debenture trustee.

(iv) During the financial year ended 31 March 2022, SAMHI JV paid debenture holder upfront interest of 3.00% of the nominal value of each non-convertible debentures issued as an additional interest.

(v) After lock-in-period for the non-convertible debentures of 12 months from the date of first disbursement i.e. 21 January 2022, these debentures are redeemable within 4 years at the option of SAMHI JV or at the end of 4 years from date of first disbursement. Further, the non-convertible debentures will be mandatorily redeemed within 30 days of occurrence of an IPO event.

During the year ended 31 March 2023, the non-convertible debentures have been redeemed. Accordingly, the cash PIK component has been fully repaid and the Convertible PIK component has been converted into 8,202,419 equity shares of Holding Company allotted to Sarvara Investment Fund I at a fair value of INR 184.85 per equity share.

(iii) The Company did not have any continuing defaults in the repayment of loans and interest. There have been no material loan covenant defaults and there has been no intimation from the bank/ financial institution for recalling any loan facility.

(iv) For information about the Company's exposure to interest rate and liquidity risks refer Note 37.



20 Non-current financial liabilities - Trade payables

Trade payables

- total outstanding dues of micro enterprises and small enterprises (MSME)
- total outstanding dues of creditors other than micro enterprises and small enterprises

As at
31 March 2023

As at
31 March 2022

	-	-
	-	28.85
	-	<u>28.85</u>

a) Refer Note 39 for disclosures under Micro, Small and Medium Enterprises Development Act, 2006 (MSMED).

b) The Company's exposure to currency and liquidity risks related to trade payables is disclosed in Note 37.

Trade payables ageing schedule

As at 31 March 2022

Particulars	Outstanding for following periods from due date of transaction					Total
	Accrued expenses	Less than 1 year	1-2 years	2-3 years	More than 3 years	
MSME	-	-	-	-	-	-
Others	-	18.43	10.20	0.22	-	28.85
Total	-	18.43	10.20	0.22	-	28.85

The Company does not have any disputed dues which are payable as at 31 March 2023 and 31 March 2022.

21 Non current provisions

Provision for employee benefits

- Gratuity (Refer Note 30)
- Compensated absences (Refer Note 30)

As at
31 March 2023

As at
31 March 2022

	0.39	0.49
	1.15	0.37
	1.54	<u>0.86</u>

22 Current financial liabilities - Borrowings

- Cash credit and overdraft facilities from bank (secured) *
- Current maturities of long-term borrowings (Refer Note 19)

As at
31 March 2023

As at
31 March 2022

	371.79	-
	163.04	-
	534.83	<u>-</u>

*Includes interest accrued amounting to INR 3.35 (31 March 2022 - INR Nil)

Cash credit and overdraft facilities from bank

Particulars	Sanctioned Amount (INR Millions)	Interest rate charged per annum		Repayment Terms	Security details
		31 March 2023	31 March 2022		
CITIBANK, N.A.	400.00	3 months T-bill rate + Margin (3.75%) i.e. 10.63%	-	Repayable on demand.	i) First exclusive mortgage on the Assets of borrower and Asset of Co- Borrower (Barque Hotels Private Limited and Argon Hotels Private Limited), including mortgage over leasehold rights for leased assets. ii) Hypothecation on the receivables and Bank accounts iii) 99% of share pledge of the borrowers shares and Non disposal undertaking on the balance un-pledged from Holding Company. iv) Corporate Guarantee of Holding Company

23 Current financial liabilities - Trade payables

Trade payables

- total outstanding dues of micro enterprises and small enterprises (MSME)
- total outstanding dues of creditors other than micro enterprises and small enterprises

As at
31 March 2023

As at
31 March 2022

	16.85	0.53
	206.32	181.64
	223.17	<u>182.17</u>

a) Refer Note 39 for disclosures under Micro, Small and Medium Enterprises Development Act, 2006 (MSMED).

b) Refer Note 36 for dues to related parties.

c) The Company's exposure to currency and liquidity risks related to trade payables is disclosed in Note 37.

Trade payables ageing schedule

As at 31 March 2023

Particulars	Outstanding for following periods from due date of transaction					Total
	Accrued expenses	Less than 1 year	1-2 years	2-3 years	More than 3 years	
MSME	-	16.85	-	-	-	16.85
Others	42.67	133.06	13.05	6.26	11.28	206.32
Total	42.67	149.91	13.05	6.26	11.28	223.17

As at 31 March 2022

Particulars	Outstanding for following periods from due date of transaction					Total
	Accrued expenses	Less than 1 year	1-2 years	2-3 years	More than 3 years	
MSME	-	0.53	-	-	-	0.53
Others	23.59	112.25	0.23	41.33	4.23	181.64
Total	23.59	112.78	0.23	41.33	4.23	182.17

The Company does not have any disputed dues which are payable as at 31 March 2023 and 31 March 2022.

24 Current financial liabilities - Others

	As at 31 March 2023	As at 31 March 2022
Interest accrued on borrowings (Refer Note 19)	7.18	-
Employee related payables	3.59	12.32
Security deposits received	0.26	0.26
	<u>11.03</u>	<u>12.58</u>

25 Other current liabilities

	As at 31 March 2023	As at 31 March 2022
Advance from customers	5.69	10.01
Statutory dues payable	26.51	10.42
	<u>32.20</u>	<u>20.43</u>

26 Current provisions

	As at 31 March 2023	As at 31 March 2022
Provision for employee benefits		
Gratuity (refer Note 30)	0.15	0.25
Compensated absences (refer Note 30)	0.79	0.55
	<u>0.94</u>	<u>0.80</u>



27 Revenue from operations**Sale of services**

- Room revenue
- Food and beverage revenue
- Recreation and other services

	For the year ended 31 March 2023	For the year ended 31 March 2022
	901.39	200.19
	271.25	79.96
	29.76	3.83
	<u>1,202.40</u>	<u>283.98</u>

The contract liabilities primarily relate to the advance consideration received from customers for which revenue is recognized when the performance obligation is over/ services delivered. Advance collection is recognised when payment is received before the related performance obligation is satisfied. This includes advances received from the customer towards rooms / restaurant/ banquets. Revenue is recognised once the performance obligation is met i.e. on room stay/ sale of food and beverage / provision of banquet services. Excess of revenue over invoicing is recorded as unbilled revenue. Revenue recognised in the Statement of Profit and Loss is same as the contracted price.

Contract liabilities

- Advance from customers

	As at 31 March 2023	As at 31 March 2022
	5.69	10.01

Trade receivables

	74.71	41.25
--	-------	-------

Note: Considering the nature of business of the Company, the above contract liabilities are generally materialised as revenue and trade receivables is converted into cash within the same operating cycle.

28 Other income**Interest income from financial assets at amortised cost**

- bank deposits
- on loan to holding company
- Net gain on fair valuation of equity component of convertible PIK obligation
- Gain on modification of financial liabilities
- Provisions/liabilities no longer required written back
- Interest on income tax refund
- Miscellaneous income

	For the year ended 31 March 2023	For the year ended 31 March 2022
	10.96	0.86
	223.09	76.46
	57.10	14.40
	-	9.37
	5.73	-
	0.27	0.39
	0.98	0.26
	<u>298.13</u>	<u>101.74</u>

29 Cost of materials consumed**Consumption of food and beverages**

- Inventory at the beginning of the year
- Add : Purchases during the year
- Inventory at the end of the year

	For the year ended 31 March 2023	For the year ended 31 March 2022
	4.55	4.76
	77.44	31.83
	(5.10)	(4.55)
	<u>76.89</u>	<u>32.04</u>

30 Employee benefits expense

- Salaries, wages and bonus
- Contribution to provident fund and other funds (refer 'a' below)
- Compensated absences (refer 'b' below)
- Gratuity expense (refer 'c' below)
- Staff welfare expenses

	For the year ended 31 March 2023	For the year ended 31 March 2022
	87.03	51.01
	6.06	3.64
	1.98	0.78
	0.20	0.20
	9.29	7.13
	<u>104.56</u>	<u>62.76</u>

a. Defined contribution plans

The Company makes contributions, determined as a specified percentage of employee salaries, in respect of qualifying employees towards Provident Fund, Labour Welfare Fund and Employees' State Insurance, which are defined contribution plans. The Company has no obligations other than to make the specified contributions. The contributions are charged to profit or loss as they accrue. The amount recognised as an expense towards contribution to Provident Fund, Labour Welfare Fund and Employees' State Insurance for the year aggregated to INR 6.06 (31 March 2022 - INR 3.64) Also, refer Note 34.

b. Compensated absences

The principal assumptions used in determining the compensated absences benefit obligation are as given below:

Particulars

- Discounting rate p.a.
- Salary growth rate p.a.

	For the year ended 31 March 2023	For the year ended 31 March 2022
	%	%
	7.04	4.87
	5.50	5.50



c. Defined Benefit Plan**Gratuity**

The Company has a defined benefit gratuity plan. Every employee who has completed five years or more of service gets a gratuity on departure at 15 days salary (last drawn salary) for each completed year of service. The scheme is not funded.

The following tables summaries the components of net benefit expense recognized in profit or loss and amounts recognized in the Balance Sheet for the said plan:

a) Expense recognised in Statement of Profit and Loss

Particulars	For the year ended 31 March 2023	For the year ended 31 March 2022
Current service cost	0.17	0.16
Interest cost	0.04	0.04
Total included in 'Employee benefits expense'	0.20	0.20

b) Remeasurements recognised directly in other comprehensive income

Particulars	For the year ended 31 March 2023	For the year ended 31 March 2022
Net actuarial (gain)/loss recognized in the year from:		
- changes in demographic assumptions	-	-
- changes in financial assumptions	(0.03)	(0.01)
- changes in experience adjustments	0.02	0.20
Amount recognised in other comprehensive income	(0.01)	0.19

c) Change in present value of benefit obligation

Particulars	For the year ended 31 March 2023	For the year ended 31 March 2022
Present value of obligation as at the beginning of the year	0.74	0.94
Current service cost	0.17	0.16
Interest cost	0.04	0.04
Remeasurements of defined benefit liability/asset (net of tax)	(0.01)	0.19
Benefits paid	(0.40)	(0.59)
Present value of obligation as at the end of the year	0.54	0.74

d) Amounts to be recognised in Balance Sheet

Particulars	As at 31 March 2023	As at 31 March 2022
Present value of the defined benefit obligation at the end of the year	0.54	0.74
Funded status	-	-
Net liability recognised in the Balance Sheet	0.54	0.74
Non-current	0.39	0.49
Current	0.15	0.25

e) The principal assumptions used in determining the gratuity benefit obligation are as given below:

Particulars	As at 31 March 2023 %	As at 31 March 2022 %
Economic assumptions		
Discounting rate p.a. (i)	7.04	4.87
Salary growth rate p.a. (ii)	5.50	5.50

(i) The discount rate is generally based upon the market yields available on Government bonds at the accounting date with a term that matches that of the liabilities.

(ii) The salary growth rate takes account of inflation, seniority, promotion and other relevant factors on long term basis.

Demographic assumptions

	As at 31 March 2023	As at 31 March 2022
Retirement age (years)	58	58
Withdrawal Rate		
Ages	%	%
Up to 30 years	61	61
From 31 to 44 years	61	61
Above 44 years	61	61
Mortality rate	100% Indian assured lives mortality (2012 - 14)	100% Indian assured lives mortality (2012 - 14)

f) The Company's best estimate of expense for the next year is INR 0.22 (31 March 2022: INR 0.20).



g) Sensitivity analysis

Reasonably possible changes at the reporting date to one of the relevant actuarial assumptions, holding other assumptions constant, would have affected the defined benefit obligation by the amounts shown below:

	For the year ended 31 March 2023		For the year ended 31 March 2022	
	Increase *	Decrease *	Increase *	Decrease *
Discount rate (0.5% movement)	(0.01)	0.01	(0.01)	0.01
Future salary growth (0.5% movement)	0.01	(0.01)	0.01	(0.01)

Although the analysis does not take account of the full distribution of cash flows expected under the plan, it does provide an approximation of the sensitivity of the assumptions shown.

* Positive amount represents increase in provision

* Negative amount represents decrease in provision

Sensitivity changes due to withdrawal and mortality are not material and hence not disclosed.

There was no change in the method and assumptions used in preparing the sensitivity analysis from prior years.

h) Maturity profile of defined benefit obligation

Year	As at 31 March 2023
April 2023 - March 2024	0.15
April 2024 - March 2025	0.15
April 2025 - March 2026	0.07
April 2026 - March 2027	0.03
April 2027 - March 2028	0.01
April 2028 - March 2029	0.01
April 2029 onwards	0.12
	<u>0.54</u>

Year	As at 31 March 2022
April 2022 - March 2023	0.25
April 2023 - March 2024	0.30
April 2024 - March 2025	0.12
April 2025 - March 2026	0.04
April 2026 - March 2027	0.01
April 2027 - March 2028	0.01
April 2028 onwards	0.01
	<u>0.74</u>



31 Finance costs

	For the year ended 31 March 2023	For the year ended 31 March 2022
Interest expense on financial liabilities carried at amortised cost		
- Non-convertible debentures	1,526.21	173.15
- Loans from bank and financial institution	43.10	308.87
- Others	6.29	1.48
Interest expense on delay in deposit of statutory dues	1.56	7.48
Other finance costs	7.54	29.35
	<u>1,584.70</u>	<u>520.33</u>

32 Depreciation and amortisation expense

	For the year ended 31 March 2023	For the year ended 31 March 2022
Depreciation of property, plant and equipment	106.24	105.85
Amortisation of intangible assets	1.07	0.40
	<u>107.31</u>	<u>106.25</u>

33 A Other expenses

	For the year ended 31 March 2023	For the year ended 31 March 2022
Repair and maintenance		
- Building	10.48	5.41
- Machinery	16.23	11.16
- Others	6.94	2.95
Advertisement and business promotion	41.36	7.46
Commission	51.38	9.85
Communication	3.78	2.98
Consumption of stores and supplies	31.62	18.85
Contractual labour	24.46	6.81
General administration expenses	6.37	2.38
Insurance	2.03	2.21
Legal and professional fees	119.27	93.81
Loss on foreign exchange fluctuation (net)	10.15	2.18
Management and incentive fees	78.77	9.12
Government grant written off	-	1.46
Payment to auditors*	1.84	1.84
Power, fuel and water	50.03	31.77
Loss allowance for trade receivables	4.80	0.14
Rates and taxes	23.95	23.35
Training expenses	1.80	0.79
Travelling and conveyance	26.60	6.51
Miscellaneous expenses	8.37	6.98
	<u>520.23</u>	<u>247.99</u>
*Payment to auditors		
Statutory audit	1.75	1.80
Reimbursement of expenses	0.09	0.04
	<u>1.84</u>	<u>1.84</u>

33 B Earnings/(loss) per share (EPS)

Basic EPS is calculated by dividing the loss for the year attributable to equity shareholders by the weighted average number of equity shares outstanding during the year.

Diluted EPS is calculated by dividing the loss for the year attributable to the equity shareholders by weighted average number of equity shares outstanding during the year plus the weighted average number of equity shares that would be issued on conversion of all the dilutive potential equity shares into equity shares.

	For the year ended 31 March 2023	For the year ended 31 March 2022
Net loss attributable to equity shareholders	(893.16)	(583.65)
Weighted average number of equity shares outstanding during the year for calculation of basic EPS	124,780,000	124,780,000
Weighted average number of equity shares outstanding during the year for calculation of diluted EPS	124,780,000	124,780,000
Nominal value of equity share (INR)	10.00	10.00
Basic earnings/(losses) per share (INR)	(7.16)	(4.68)
Diluted earnings/(losses) per share (INR)	(7.16)	(4.68)



34 Contingent liabilities and commitments

(to the extent not provided for)

	As at 31 March 2023	As at 31 March 2022
--	------------------------	------------------------

Commitments

Estimated amount of contracts remaining to be executed on capital account and others, and not provided for

Contingent liabilities

a. In February 2019, Supreme Court of India in its judgement clarified the applicability of allowances that should be considered to measure obligations under The Employees' Provident Funds And Miscellaneous Provision Act, 1952. The Company has been legally advised that there are interpretative challenges on the application of judgement retrospectively and as such does not consider there is any probable obligations for past periods.

b. During the year ended 31 March 2021, the Company had received a notice under Section 148 of the Income-tax Act, 1961 for assessment year 2016-17 on grounds of escaped assessment. During the year ended 31 March 2022, the Company has received favourable order in respect of this notice.

c. During the year ended 31 March 2021, the Company had received a notice under Chapter V of the Finance Act, 1994 for the period 2014-15 to 2017-18 (upto June 2017) on grounds of excess availment of CENVAT credit and short payment of service tax involving an amount of INR 89.30 along with interest under Section 75 of the Finance Act, 1994 along with equal penalty under Rule 15 of the Cenvat Credit Rules, 2004 and Section 78 of the Finance Act, 1994. The Company has filed a written submission denying all allegations made in the notice before the Commissioner of Goods & Services Tax (Appeals) which is pending for disposal. The management is of the view that based on the merits of the arguments put forward and facts of this case, the outcome is likely to be in the favour of the Company and no provision is required to be created in the books.

35 Operating Segments

The Holding Company's Chief Executive Officer has been identified as the Chief Operating Decision Maker ('CODM'), since he is responsible for all major decisions w.r.t. the preparation and execution of business plan, preparation of budget, planning, alliance, merger, acquisition and expansion of any new facility. CODM has examined the Company's performance from product and geographic perspective and has identified a single business segment i.e. "Developing and running of hotels", hence no specific disclosures have been made.

a) Information about products and services

The Company primarily deals in one business namely "Developing and running of hotels", therefore product wise revenue disclosure is not applicable.

b) Information about geographical areas

The Company provides services to customers in India. Further, there are no assets located outside India.

c) Information about major customers (from external customers)

The Company does not derive revenue from one customer which would amount to 10 per cent or more of the Company's revenue.



36 Related party disclosures

a) Related party and nature of related party relationship where control exists:

Nature	Name of related party
Holding Company	SAMHI Hotels Limited

b) Related parties with whom transactions have taken place during the current year and previous year:

Description of relationship	Name of related party
Holding Company	SAMHI Hotels Limited
Fellow Subsidiaries	CASPJA Hotels Private Limited
	Argon Hotels Private Limited
	SAMHI Hotels (Ahmedabad) Private Limited
	Barque Hotels Private Limited

c) Related party transactions during the current year/previous year:

Particulars	Holding Company		Fellow Subsidiaries	
	31 March 2023	31 March 2022	31 March 2023	31 March 2022
Legal and professional fees				
SAMHI Hotels Limited	83.73	77.47	-	-
Interest income from financial assets at amortised cost				
SAMHI Hotels Limited	223.09	76.46	-	-
Loan to holding company				
SAMHI Hotels Limited	-	903.54	-	-
Repayment of loan by holding company				
SAMHI Hotels Limited	-	6.50	-	-
Advance received				
SAMHI Hotels Limited	-	850.00	-	-
Advance repaid				
SAMHI Hotels Limited	-	848.50	-	-
Gain on early repayment of loan by holding company				
SAMHI Hotels Limited	-	4.14	-	-
Reimbursement of expenses (net)				
SAMHI Hotels Limited	4.94	2.99	-	-
CASPJA Hotels Private Limited	-	-	7.75	4.23
SAMHI Hotels (Ahmedabad) Private Limited	-	-	2.11	4.59
Argon Hotels Private Limited	-	-	9.82	4.66
Initial recognition of equity component of convertible PIK obligation				
SAMHI Hotels Limited	-	877.70	-	-
Net gain on fair valuation of equity component of convertible PIK obligation				
SAMHI Hotels Limited	57.10	14.40	-	-



d) Related party balances as at year end

Particulars	Holding Company		Fellow Subsidiaries	
	31 March 2023	31 March 2022	31 March 2023	31 March 2022
Trade payables				
SAMHI Hotels Limited	95.36	97.02	-	-
Loan to holding company at amortised cost				
SAMHI Hotels Limited	1,460.09	1,317.88	-	-
Capital reserve				
SAMHI Hotels Limited	32.44	32.44	-	-
Concessional interest component of loan to holding company				
SAMHI Hotels Limited	610.54	610.54	-	-
Equity component of convertible PIK obligation				
SAMHI Hotels Limited	806.20	863.30	-	-
Other receivables				
SAMHI Hotels Limited	0.52	0.61	-	-
SAMHI Hotels (Ahmedabad) Private Limited	-	-	0.36	0.47
CASPIA Hotels Private Limited	-	-	0.53	0.71
Argon Hotels Private Limited	-	-	0.10	3.68

Note:

(i) Refer Note 19 and Note 22 for the securities/ guarantees provided/ received by the Company on behalf of its related entities for loans obtained from bank and financial institutions.

(ii) The Company has provided securities during the year on the behalf of following fellow subsidiaries:

Particulars	31 March 2023	31 March 2022
- Barque Hotels Private Limited	3,152.00	2,850.00
- Argon Hotels Private Limited	1,338.00	-
(Represents the limits sanctioned by bank and financial institutions to fellow subsidiaries on account of the security given by the Company)		

(iii) The transactions with related parties are made on terms equivalent to those that prevail in arm's length transactions and within the ordinary course of business. Outstanding balances at the year-end are unsecured and outstanding balances at the year-end are unsecured and settlement occurs in cash.

(iv) For the year ended 31 March 2023 and 31 March 2022, the Company has not recorded any impairment of receivables relating to amounts owed by related parties. This assessment is undertaken at each reporting period.



37 Financial instruments – Fair values and risk management

A) Financial instruments by category and fair value

The below table summarizes the judgements and estimates made in determining the fair values of the financial instruments that are (a) recognized and measured at fair value and (b) measured at amortised cost and for which fair values are disclosed in the financial statements. To provide an indication about the reliability of the inputs used in determining fair value. The Company has classified its financial instruments into the three levels prescribed under the accounting standard.

Particulars	As at 31 March 2023			
	Level of hierarchy	Fair Value Through Profit and Loss (FVTPL)	Fair Value Through Other Comprehensive Income (FVTOCI)	Amortised Cost
Financial assets				
Non-current financial assets - Loans	2	-	-	1,460.09
Non-current financial assets - Others		-	-	42.97
Current financial assets - Trade receivables		-	-	74.71
Current financial assets - Cash and cash equivalents		-	-	50.79
Current financial assets - Others		-	-	55.38
Total financial assets		-	-	1,683.94
Financial liabilities				
Non-current financial liabilities - Borrowings	2	-	-	3,747.97
Current financial liabilities - Borrowings	2	-	-	534.83
Current financial liabilities - Trade payables		-	-	223.17
Current financial liabilities - Others		-	-	11.03
Total financial liabilities		-	-	4,517.00

Particulars	As at 31 March 2022			
	Level of hierarchy	Fair Value Through Profit and Loss (FVTPL)	Fair Value Through Other Comprehensive Income (FVTOCI)	Amortised Cost
Financial assets				
Non-current financial assets - Loans	2	-	-	1,317.88
Non-current financial assets - Others		-	-	14.84
Current financial assets - Trade receivables		-	-	41.25
Current financial assets - Cash and cash equivalents		-	-	124.27
Current financial assets - Bank balances other than cash and cash equivalents above		-	-	2.92
Current financial assets - Others		-	-	6.05
Total financial assets		-	-	1,507.21
Financial liabilities				
Non-current financial liabilities - Borrowings	2	-	-	3,264.31
Non-current financial liabilities - Trade payables		-	-	28.85
Non-current financial liabilities - Others		-	-	0.68
Current financial liabilities - Trade payables		-	-	182.17
Current financial liabilities - Others		-	-	12.58
Total financial liabilities		-	-	3,488.59

Financial assets and liabilities measured at amortised cost - Fair value measure

	As at 31 March 2023	As at 31 March 2022
Non-current financial assets		
Loans (Interest free loan) (Level 2) *	411.34	378.92

* Represents fair value of loan to holding company.

Significant unobservable inputs used by the company to determine fair value of loans (Interest free loan) is discount rate (31 March 2023: 12.15% p.a. and 31 March 2022: 11.70% p.a.).

The fair value of trade receivables, cash and cash equivalents, other bank balances, other current financial assets, current borrowings, current trade payables and other current financial liabilities approximate their carrying amounts, due to their short-term nature.

Interest rates on non-current borrowings (borrowings from bank and financial institution) are equivalent to the market rate. Such borrowings are at floating rates which are reset at short intervals. Accordingly, the carrying value of such borrowings approximates fair value.

Fair valuation of other non-current financial assets and liabilities and non-current trade payables has been disclosed to be same as carrying value as there is no significant difference between carrying value and fair value.

Fair value of bank deposits (included in other non-current financial assets) and loan to holding company (interest bearing loan) are equivalent to their carrying amount, as the interest rate on them is equivalent to market rate.

Valuation technique used to determine fair value

Specific valuation technique used to value financial instruments include:

- the fair value of loan to holding company (interest free loan) is calculated based on cash flows discounted using current lending rate.

B) Measurement of fair values

Fair values are categorised into different levels in a fair value hierarchy based on the inputs used in the valuation techniques as follows:

Level 1: quoted prices (unadjusted) in active markets for identical assets or liabilities.

Level 2: inputs other than quoted prices included in Level 1 that are observable for the assets or liability, either directly (i.e. as prices) or indirectly (i.e. derived from prices).

Level 3: inputs for the assets or liability that are not based on observable market data (unobservable inputs).

There are no transfer between Level 1, Level 2 and Level 3 during the year.



C) Financial risk management

Risk management framework

The Company's activities expose it to a variety of financial risks: market risk (including foreign exchange risk and interest rate risk), credit risk and liquidity risk.

The Holding Company's Chief Financial Officer under the directions of the Board of Directors implements financial risk management policies across the Company. The Company's risk management policies are established to identify and analyse the risks faced by the Company, to set appropriate risk limits and controls, to monitor risks and adherence to limits in order to minimize the financial impact of such risks. The risk management policies and systems are reviewed regularly to reflect changes in market conditions and the Company's activities.

i. Credit risk

Credit risk is the risk of financial loss to the Company if a customer or counterparty to a financial instrument fails to meet its contractual obligations. The carrying amount of financial assets represent the maximum credit risk exposure. The Company has credit policies in place and the exposures to these credit risks are monitored on an ongoing basis.

To cater to the credit risk for balances with banks, only high rated banks are accepted.

The Company has given security deposits to Government departments and vendors for securing services from them and rental deposits for employee accommodations. The Company has loan receivable balance outstanding as at year end from its holding company. The Company does not expect any default from these parties and accordingly the risk of default is negligible or nil.

In respect of credit exposures from trade receivables, the Company has policies in place to ensure that sales on credit without collateral are made principally to travel agents and corporate companies with an appropriate credit history. Sales to other customers are made in cash or by debit or credit cards or other payment platforms.

The Company establishes an allowance for impairment that represents its expected credit losses in respect of trade receivables. The management uses a simplified approach for the purpose of computation of expected credit loss for trade receivables. In monitoring customer credit risk, customers are grouped according to their credit characteristics, including whether they are an individual or legal entity, their geographical location, industry and existence of previous financial difficulties, if any.

During the year, the Company has made no write-offs of trade receivables.

Reconciliation of loss allowance provision

	For the year ended 31 March 2023	For the year ended 31 March 2022
Opening balance	1.35	1.21
Changes in loss allowance	4.80	0.14
Closing balance	6.15	1.35

The impairment provisions for financial assets disclosed above are based on assumptions about risk of default and expected loss rates. The Company uses judgement in making these assumptions and selecting the inputs to the impairment calculation, based on the Company's past history, existing market conditions as well as forward looking estimates at the end of each reporting period.

ii. Liquidity risk

The Company's approach of managing liquidity is to ensure, as far as possible, that it will have sufficient liquidity to meet its liabilities when they are due, under both normal and stressed conditions.

Ultimate responsibility for liquidity risk management rests with the Board of Directors, which has established an appropriate liquidity risk management framework for the management of the Company's short-term, medium term and long-term funding and liquidity management requirements.

(a) Exposure to liquidity risk

The following are the remaining contractual maturities of financial liabilities at the reporting date. The amounts are gross and undiscounted and excluding future contractual interest payments.

As at 31 March 2023	Contractual cash flows (INR)					
	Carrying amount	Total	0-1 year	1-2 years	2-5 years	More than 5 years
Non-derivative financial liabilities						
Non-current borrowings	3,747.97	3,796.96	-	71.10	514.80	3,211.06
Current borrowings	534.83	534.83	534.83	-	-	-
Current trade payables	223.17	224.77	224.77	-	-	-
Other current financial liabilities	11.03	11.03	11.03	-	-	-
	4,517.00	4,567.59	770.63	71.10	514.80	3,211.06

As at 31 March 2022	Contractual cash flows (INR)					
	Carrying amount	Total	0-1 year	1-2 years	2-5 years	More than 5 years
Non-derivative financial liabilities						
Non-current borrowings	3,264.31	4,250.52	-	-	4,250.52	-
Non-current Trade payables	28.85	34.63	-	34.63	-	-
Other non-current financial liabilities	0.68	0.68	-	0.68	-	-
Current trade payables	182.17	184.27	184.27	-	-	-
Other current financial liabilities	12.58	12.58	12.58	-	-	-
	3,488.59	4,482.68	196.85	35.31	4,250.52	-

Also, refer Note 41 for disclosures on going concern assumption.

(b) Financing arrangements

The Company has access to the following undrawn borrowing facilities at the end of the reporting period:

	As at 31 March 2023	As at 31 March 2022
Floating rate		
Expiring within one year (bank overdraft and other facilities)	31.56	-
	31.56	-



iii. Market risk

The Company is exposed to market risk primarily relating to the risk of changes in market prices, such as foreign exchange rates and interest rates, that will affect the Company's expense or the value of its holdings of financial instruments.

Currency risk

The Company's exposure to foreign currency risk is on account of payables for management fees and other expenditure in currencies other than the functional currency of the Company.

Exposure to currency risk

The Company's exposure to foreign currency risk at the end of the reporting period are as follows:

	Currency	Amount in foreign currency (in millions)	Amount INR in millions
31 March 2023			
Financial liabilities			
Trade payables	USD	0.43	35.03
31 March 2022			
Financial liabilities			
Trade payables	USD	0.81	61.16

Sensitivity analysis

A reasonably possible strengthening (weakening) of the Indian Rupee against foreign currency at year end would have affected the measurement of financial instruments denominated in foreign currency and affected equity and profit or loss by the amounts shown below. This analysis assumes that all other variables, in particular interest rates, remain constant and ignores any impact of forecast sales and purchases.

Effect in INR	(Profit)/loss		Equity, net of tax (increase)/decrease	
	Strengthening	Weakening	Strengthening	Weakening
31 March 2023				
USD (1% movement)	0.35	(0.35)	0.35	(0.35)
	0.35	(0.35)	0.35	(0.35)
31 March 2022				
USD (1% movement)	0.61	(0.61)	0.61	(0.61)
	0.61	(0.61)	0.61	(0.61)

Interest rate risk

Interest rate risk is the risk that the fair value or future cash flows of a financial instrument will fluctuate because of changes in market interest rates. The Company's exposure to the risk of changes in market interest rates relates primarily to the Company's borrowings with floating interest rates.

The Company evaluates the interest rates in the market on a regular basis to explore the option of refinancing of the borrowings of the Company. Moreover, as at 31 March 2023, the Company's borrowings are linked to floating interest rates, thereby resulting in the adjustments of its borrowing costs in line with the market interest.

Exposure to interest rate risk

The interest rate profile of the Company's interest-bearing financial instruments is as follows:

	31 March 2023	31 March 2022
Fixed-rate instruments		
Non-current financial assets - Loans (Refer Note 5)	1,460.09	1,317.88
Financial assets - bank deposits	86.99	11.81
Financial liabilities - non-convertible debenture (Refer Note 19)	-	3,264.31
Variable-rate instruments		
Financial liabilities - Cash credit and overdraft facilities from bank	371.79	-
Financial liabilities - Term loans from bank	2,708.25	-
Financial liabilities - Term loans from financial institution	1,209.94	-

Fair value sensitivity analysis for fixed-rate instruments

The Company does not account for any fixed-rate financial assets or financial liabilities at fair value through profit and loss. Therefore, a change in interest rates at the reporting date would not affect profit or loss. Also, refer Note 37A for fair value disclosure.

Cash flow sensitivity analysis for variable-rate instruments

A reasonably possible change of 100 basis points in interest rates at the reporting date would have increased/(decreased) equity and profit or loss by the amounts shown below. This analysis assumes that all other variables, remain constant.

	(Profit) / loss		Equity, net of tax (increase) / decrease	
	100 bps increase	100 bps decrease	100 bps increase	100 bps decrease
31 March 2023				
Financial liabilities	3.92	(3.92)	3.92	(3.92)
Cash flow sensitivity (net)	3.92	(3.92)	3.92	(3.92)



38 Capital Management

The Company's policy is to maintain a strong capital base so as to maintain investor, creditor and market confidence and to sustain future development of the business.

The Board of Directors of the Company seeks to maintain a balance between the higher returns that might be possible with higher levels of borrowing and the advantages and security afforded by a sound capital position.

The Company monitors capital using loan to value (LTV) method to ensure that the loan to value does not increase beyond 65% on any given reporting date at group level.

The Company is not subject to externally imposed capital requirements.

As a part of its capital management policy, the Company did not have any continuing defaults in the repayment of loans and interest. There have been no material loan covenant defaults and there has been no intimation from the bank/ financial institution for recalling any loan facility.



39 Disclosures under Micro, Small and Medium Enterprises Development Act, 2006 (MSMED)

	As at 31 March 2023	As at 31 March 2022
Dues to micro, small and medium suppliers		
The amounts remaining unpaid to micro and small suppliers as at the end of the year:		
Principal amount	15.44	0.52
Interest thereon	1.41	0.01
The amount of interest paid by the buyer as per the Micro Small and Medium Enterprises Development Act, 2006 (MSMED Act, 2006)	-	-
The amounts of the payments made to micro and small suppliers beyond the appointed day during each accounting year.	-	-
The amount of interest due and payable for the period of delay in making payment (which have been paid but beyond the appointed day during the year) but without adding the interest specified under MSMED Act 2006.	-	-
The amount of interest accrued and remaining unpaid at the end of each accounting year.	1.41	0.01
The amount of further interest remaining due and payable even in the succeeding year, until such date when the interest dues as above are actually paid to the small enterprise for the purpose of disallowance as a deductible expenditure under Section 23 of the MSMED Act 2006.	-	-

The management has identified enterprises which have provided goods and services to the Company and which qualify under the definition of micro and small enterprises, as defined under Micro, Small and Medium Enterprises Development Act, 2006 (MSMED). Accordingly, the disclosure in respect of the amounts payable to such enterprises as at 31 March 2023 and 31 March 2022 has been made in the financial statements based on information received and available with the Company.

- 40** During the current year, SAMHI Hotels Limited (the holding company) has allocated expenses amounting to INR 83.73 (31 March 2022 - INR 77.47) as Company's share of project expenses and other cost incurred.

41 Going concern

The Company has a negative net worth of INR 558.64 and has incurred a net loss of INR 893.15 during the year ended 31 March 2023. As at 31 March 2023, the Company's current liabilities exceed its current assets by INR 575.82. Further, the Company has contractual cash outflows of INR 770.63 (excluding future contractual interest payments) due within 12 month of the balance sheet date.

In the current year, consequent to reduction in the number of COVID-19 cases and easing of all travel restrictions, the Company has witnessed a strong recovery. Starting from Q1 FY 2023, the Company has demonstrated improved business performance in terms of Average Room Revenue (ARR) and Occupancy levels. ARR and Occupancy levels in FY 2022-23 and Q1 FY 2023-24 have reached INR 10,100 and 73% and INR 11,259 and 72% respectively. The Company has projected a significant increase in its cash flow from operations during the years ending 31 March 2024 and 31 March 2025. The Company has cash and bank balance of INR 100.79 (excluding restricted bank deposits) and undrawn credit facilities of INR 31.56 as on 31 March 2023 which will assist for meeting its short-term liabilities for next 12 months. However, if a liquidity need were to arise, the Company believes it has access to requisite financial and operational support from SAMHI Hotels Limited (holding company), which will enable it to meet its ongoing capital, operating and other liquidity requirements.

In view of the above, the management and the Board of Directors believe that the Company will be able to meet all its contractual obligations and liabilities as and when they fall due in near future and accordingly, these financial statements have been prepared on a going concern basis.



42 New standards and interpretations, not yet adopted

Ministry of Corporate Affairs ("MCA") notifies new standard or amendments to the existing standards under Companies (Indian Accounting Standards) Rules as issued from time to time. On 31 March 2023, MCA amended the Companies (Indian Accounting Standards) Amendment Rules, 2022, applicable from 1 April 2023, as below:

Ind AS 1 - Presentation of Financial Statements: This amendment requires the entities to disclose their material accounting policies rather than their significant accounting policies. The effective date for adoption of this amendment is annual periods beginning on or after 1 April 2023. The Company has evaluated the amendment and the impact of the amendment is insignificant in the Company's financial statements.

Ind AS 8 - Accounting Policies, Changes in Accounting Estimates and Errors: This amendment has introduced a definition of 'accounting estimates' and included amendments to Ind AS 8 to help entities distinguish changes in accounting policies from changes in accounting estimates. The effective date for adoption of this amendment is annual periods beginning on or after 1 April 2023. The Company has evaluated the amendment and there is no impact on its financial statements.

Ind AS 12 - Income Taxes: This amendment has narrowed the scope of the initial recognition exemption so that it does not apply to transactions that give rise to equal and offsetting temporary differences. The effective date for adoption of this amendment is annual periods beginning on or after 1 April 2023. The Company has evaluated the amendment and there is no impact on its financial statements.

43 Ratios as required by Schedule III to the Companies Act, 2013:

Ratio	In times/%	Numerator	Denominator	31 March 2023	31 March 2022	Increase/ decrease %
Current Ratio	In times	Total current assets	Total current liabilities	0.3	1.0	-71%
Debt-Equity Ratio	In times	Total Borrowings	Total equity	(7.7)	8.3	-192%
Debt Service Coverage Ratio	In times	Earnings before finance cost, depreciation and amortisation and tax	Interest Payments + Principal Repayments	1.1	0.1	1755%
Return on Equity Ratio	In %	Loss for the year	Average Total equity	NA	NA	NA
Inventory turnover ratio	In times	Cost of goods sold	Average Inventory	NA	NA	NA
Trade Receivables turnover ratio	In times	Revenue from operations	Average Trade Receivables	20.7	11.5	80%
Trade payables turnover ratio	In times	Cost of materials consumed + Other expenses	Average Trade Payables	2.8	1.7	64%
Net capital turnover ratio	In times	Revenue from operations	Average Current assets - Average Current liabilities	(4.1)	(2.7)	53%
Net profit ratio	In %	Loss for the year	Revenue from operations	-74%	-206%	-64%
Return on Capital employed	In %	Loss before finance costs and taxes	Tangible Net Worth + Total Borrowings	NA	NA	NA
Return on investment	In %	Interest (Finance Income)	Investment	NA	NA	NA

Explanations to variance in Ratios:

Current Ratio	Lower due to increase in current borrowings and trade payables and decrease in cash and bank balances.
Debt-Equity Ratio	Lower due to decrease in other equity.
Debt Service Coverage Ratio	Improved due to increase in earnings before finance cost, depreciation and amortisation and tax
Trade Receivables turnover ratio	Increased in trade receivables turnover ratio is due to decrease in credit sales during the year.
Trade payables turnover ratio	Increased due to increase in business activity during the year.
Net capital turnover ratio	Decreased due to decrease in average working capital during the year
Net profit ratio	Improved due to improvement in business activity during the year

The Company has not presented the following ratios due to the reasons given below:

- (a) Inventory turnover ratio: Since the value of inventory is insignificant as compared to the total assets.
- (b) Return on investments: Since the Company invests surplus temporary funds in short term bank deposits and the income generated is insignificant to total turnover.
- (c) The Company has incurred net loss in current year as well as previous year and also has negative Equity/ Capital Employed. Therefore, "Return on equity" and "Return on capital employed" ratio cannot be meaningfully computed and hence have not been disclosed in the financial statements.



44 Other statutory information

- (i) The Company does not have any Benami property, where any proceeding has been initiated or pending against the Company for holding any Benami property.
- (ii) The Company do not have any transactions with companies struck off.
- (iii) The Company does not have any charges or satisfaction which is yet to be registered with ROC beyond the statutory period.
- (iv) The Company has not traded or invested in Crypto currency or Virtual Currency during the financial year.
- (v) The Company has not advanced or loaned or invested funds to any other person(s) or entity(ies), including foreign entities (Intermediaries) with the understanding that the Intermediary shall:
 - (a) directly or indirectly lend or invest in other persons or entities identified in any manner whatsoever by or on behalf of the Company (Ultimate Beneficiaries) or
 - (b) provide any guarantee, security or the like to or on behalf of the Ultimate Beneficiaries.
- (vi) The Company has not received any fund from any person(s) or entity(ies), including foreign entities (Funding Party) with the understanding (whether recorded in writing or otherwise) that the Company shall:
 - (a) directly or indirectly lend or invest in other persons or entities identified in any manner whatsoever by or on behalf of the Funding Party (Ultimate Beneficiaries) or
 - (b) provide any guarantee, security or the like on behalf of the Ultimate Beneficiaries.
- (vii) The Company has not entered any such transaction which is not recorded in the books of accounts that has been surrendered or disclosed as income during the year in the tax assessments under the Income Tax Act, 1961 (such as, search or survey or any other relevant provisions of the Income Tax Act, 1961).
- (viii) The Company has not been declared wilful defaulter by any bank or financial institution or government or any government authority.
- (ix) The Company has not granted any loans or advances in the nature of loans to promoters, directors, KMPs and the related parties (as defined under Companies Act, 2013) either severally or jointly with any other person that are repayable on demand or without specifying any terms or period of repayment.
- (x) The Company has used the borrowings from bank and financial institution for the specific purpose for which it was taken.
- (xi) The Company has complied with number of layers prescribed under the Companies Act, 2013.
- (xii) The Company has not entered into any scheme of arrangement which has an accounting impact on current or previous financial year.
- (xiii) The Company has not revalued its property, plant and equipment or intangible assets or both during current or previous year.
- (xiv) The Company is not required to submit quarterly returns or statements with banks during the current or previous year.
- (xv) The title deeds of immovable property disclosed in the financial statements are held in the name of the Company. However, original title deeds are under lien with lender.

45 The Company has foreign currency payables of INR 11.28 towards management & license fee and incentives etc. which are outstanding for more than three years as on 31 March 2023. As per Foreign Exchange Management Act, 1999 and the applicable rules/regulations, in case of any foreign currency dues which are not remitted within a period of three years, approval from Reserve Bank of India (RBI) is required. In view of the management, the Company was unable to clear these dues within the time stipulated under law due to financial difficulties encountered by the Hotel industry on account of COVID-19. Subsequent to March 2022, the Hotel industry has witnessed significant improvement in its cash flows and the Company has settled some of these dues and intends to settle the balance dues in the near future. Based on legal advice obtained, the Company is of the view that it will be in a position to get the necessary approvals from RBI/ Authorised Dealer (AD) banker, if any, and will not result in imposition of any penalty which will be material to these financial statements.

46 As per the MCA Notification dated 06 August 2022, the Central Government has notified the Companies (Accounts) Fourth Amendment Rules, 2022. As per the amended rules, the Company is required to maintain a backup of the books of account and other relevant books and papers in electronic mode that should be accessible in India at all the time. Also, the Company is required to create backup of accounts on servers physically located in India on a daily basis.

The books of account along with other relevant records and papers of the Company is maintained in electronic mode in both hotels. These are readily accessible in India at all times and currently a backup is maintained on a cloud based / physical server. Such servers are located in India, with the exception of certain softwares/ applications, for which the servers are located overseas. The Company is in the process of complying with these requirement pursuant to the amendment.



47 Impairment of assets*Impairment testing for cash-generating units*

In accordance with Ind AS 36 "Impairment of Assets", the Company had identified individual hotels (consisting of property, plant and equipment and intangible assets) as a separate cash generating unit (CGU) for the purpose of impairment review. Management periodically assesses whether there is an indication that an asset may be impaired using a comparison between carrying value of assets in books and the recoverable value. Recoverable value is considered as higher of fair value less costs of disposal and value in use.

Recoverable amount is value in use of the hotel and is based on discounted cash flow method which was classified as a level 3 fair value in the fair value hierarchy due to the inclusion of one or more unobservable inputs. There has been no change in the valuation technique as compared to previous years.

During the current year, based on the impairment analysis carried out by the management, no impairment loss is required to be recorded in the financial statements.

The key assumptions used in the estimation of the recoverable amount are set out below.

Assumptions


	As at 31 March 2023	As at 31 March 2022
Discount rate Pre tax / Post Tax	12.34% / 12.15%	12.22% / 11.70%
Average Room Revenue (ARR) growth rate	7% to 12%	8% to 17%
Terminal Value multiple	14 times	14 times
Occupancy rate	79%	75% - 80%

Based on the impairment testing performed, the management believes that any reasonably possible change in the key assumptions would not cause the recoverable amount to be lower than carrying amount of the CGU.

The notes from Note 1 to Note 47 form an integral part of these financial statements.

As per our report of even date attached


For BSR & Co. LLP
Chartered Accountants
ICAI Firm Registration No.: 101248W/W-100022



Rahul Nayar
Partner
Membership No.: 508605

Place: Gurugram
Date: 17 August 2023

For and on behalf of Board of Directors of
SAMHI JV Business Hotels Private Limited



Rajat Mehra
Director
DIN: 06813081

Place: Gurugram
Date: 17 August 2023



Tanva Chakravarty
Director
DIN: 08539291

Place: Gurugram
Date: 17 August 2023



Anjana Kumari
Company Secretary
Membership No.: A35561

Place: Gurugram
Date: 17 August 2023